

INFORMATION CIRCULAR – PROXY STATEMENT

DATED MARCH 20, 2020



www.nuvistaenergy.com

WHO WE ARE

NuVista is an oil and natural gas company actively engaged in the exploration for, and the development and production of, oil and natural gas reserves in the Western Canadian Sedimentary Basin. Our primary focus is on the scalable and repeatable condensate-rich Montney formation in the Wapiti and Pipestone area of the Alberta Deep Basin.

We are publicly traded on the Toronto Stock Exchange (TSX: NVA). Find out more on our website www.nuvistaenergy.com, or contact us via email at: investor.relations@nuvistaenergy.com

WHAT'S INSIDE

Letter to Shareholders	3
Notice of Annual and Special Meeting	5
Voting Matters	7
Matters to be Acted Upon at the Meeting	12
Director Compensation	31
Corporate Governance Practices	39
Executive Compensation	48
Equity Ownership	88
Ownership Guidelines	90
Directors' and Officers' Liability Insurance	92
Indebtedness of Directors and Executive Officers	92
Interest of Informed Persons in Material Transactions	92
Interest of Certain Persons and Companies in Matters to be Acted Upon	92
Additional Information	93
Other Matters	93
Schedule A Board of Directors Mandate	94

PROXY SUMMARY

The following summary highlights some of the important information you will find in this information circular – proxy statement. We recommend you read the entire information circular before voting.

Voting Matters	Board Vote Recommendation	For More Information See Pages
Fixing the Number of Directors	FOR	12
Election of Directors	FOR each nominee	12
Appointment of Auditors	FOR	26
Advisory Vote on Executive Compensation	FOR	27
Amendment to our Stock Option Plan	FOR	28
Amendment to our Share Award Incentive Plan	FOR	29

LETTER TO SHAREHOLDERS

March 20, 2020

Dear Fellow Shareholder,

On behalf of the Board of Directors and management of NuVista Energy Ltd. , I am pleased to inform you that we will be holding our annual and special shareholders' meeting at the offices of Burnet, Duckworth & Palmer LLP, Suite 2400, 525 – 8th Avenue S.W., Calgary, Alberta on Tuesday, May 5, 2020 at 3:00 p.m. (Calgary time).

We currently intend to hold the meeting in person. However, we may take additional precautionary measures in relation to the meeting in response to further developments with the COVID-19 outbreak. In the event it is not possible or advisable to hold the meeting in person, please monitor our website at www.nuvistaenergy.com for updated information. If you are a registered shareholder or proxyholder and are planning to attend the meeting, please check our website one week prior to the date of the meeting for updated information.

In 2020, we have nine candidates nominated for election to our Board of Directors, including myself. Each of our directors brings significant oil and gas, financial, and business expertise to NuVista. I would like to thank them for the significant time they dedicate to NuVista. I also would like to acknowledge the dedication and hard work of all our employees, who do an outstanding job of managing our assets and identifying new opportunities.

The accompanying information circular – proxy statement describes the business that will be conducted at the meeting and provides information on our executive compensation and governance practises.

Our board believes that shareholders should have the opportunity to fully understand the objectives, philosophy and principles that guide the executive compensation-related decisions made by our Corporate Governance & Compensation Committee. Shareholders are encouraged to review the "Executive Compensation" section of the accompanying information circular - proxy statement, which discusses our compensation philosophy and approach to executive compensation, what our named executive officers are paid, and how their respective levels of compensation are determined.

To acknowledge shareholder interest in determining compensation, we have an annual "say on pay" advisory vote, which is a non-binding shareholder advisory vote on executive compensation. This provides shareholders with a formal opportunity to provide their views on our board's approach to executive compensation. At our last annual shareholders meeting we received over 99% support for our advisory vote on executive compensation. As a shareholder, we value your opinion on how we steward NuVista and the decisions we make. We trust we have made appropriate decisions to secure another favourable vote this year.

We remain focused on creating, enhancing and delivering value to our shareholders. One way we seek to protect value is by better understanding, disclosing and managing our environmental and social impacts. In recognition of the importance of clear board oversight and risk management for environment, social and governance ("ESG") matters, we have established a separate ESG Committee of our board.

We are also proud to have demonstrated our commitment to transparency and ethical practices in our inaugural ESG report prepared in 2019. This report, available for viewing on our website, provides a comprehensive look at our ESG practices while highlighting the proactivity and excellent execution our teams have always demonstrated in advancement of our ESG performance. Key highlights of the report include our high safety and environmental performance, our long term progress in reducing greenhouse gas ("GHG") intensity, and our strong governance and community focus. Approximately 70% of our current production is comprised of natural gas which has the lowest carbon footprint of any hydrocarbon, leading to our GHG performance being better than the North American benchmark. We continue to execute projects to enhance our ESG progress, and we look forward to providing updated ESG reporting in the future.

Our Board of Directors is committed to open and transparent communication with our shareholders. We encourage you to engage with us on our approach to compensation and with any related questions you may have. Shareholders may contact our Corporate Secretary by mail at our head office at Suite 2500, 525 – 8th Avenue S.W., Calgary, Alberta, T2P 1G1, if they wish to share their view on executive compensation with our board of directors.

Your vote is important to us. We encourage you to ensure your vote is recorded by returning the signed form of proxy or vote using the internet option. If your common shares are not registered in your name and are held in the name of a nominee, you may wish to consult the information beginning on page 7 of the accompanying information circular – proxy statement for information on how to vote your common shares.

On behalf of our board and management of NuVista, we thank you for your ongoing support and confidence.

Sincerely,

(signed) "*Keith A. MacPhail*"

Keith A. MacPhail
Chair of the Board

NOTICE OF ANNUAL AND SPECIAL MEETING

NOTICE is hereby given that the annual and special meeting of the shareholders of NuVista Energy Ltd. will be held at the offices of Burnet, Duckworth & Palmer LLP, Suite 2400, 525 – 8th Avenue S.W., Calgary, Alberta on Tuesday, May 5, 2020 at 3:00 p.m. (Calgary time) to:

1. receive and consider our financial statements for the year ended December 31, 2019, together with the report of the auditors;
2. fix the number of directors to be elected at the meeting at nine (9) members;
3. elect nine (9) directors of NuVista Energy Ltd.;
4. appoint the auditors and authorize our directors to fix their remuneration as such;
5. consider a non-binding advisory resolution on our approach to executive compensation;
6. consider and, if thought fit, approve an amendment to our stock option plan to increase the number of common shares issuable thereunder;
7. consider and, if thought fit, approve an amendment to our share award incentive plan to increase the number of common shares issuable thereunder; and
8. transact such other business as may properly be brought before the meeting or any adjournment thereof.

The specific details of the matters proposed to be put before the meeting are set forth in the information circular – proxy statement accompanying this notice.

Only shareholders of record at the close of business on March 25, 2020, will be entitled to vote at the meeting, unless that shareholder has transferred any shares subsequent to that date and the transferee shareholder, not later than 10 days before the meeting, establishes ownership of the shares and demands that the transferee's name be included on the list of shareholders entitled to vote at the meeting.

We intend to hold the meeting in person. However, in view of the current and rapidly evolving COVID-19 outbreak, we ask that, in considering whether to attend the meeting in person, shareholders follow the instructions of the Public Health Agency of Canada (PHAC) (www.canada.ca/en/public-health.html) and Alberta Health Services (www.albertahealthservices.ca). Access to the meeting will, subject to our by-laws, be limited to essential personnel and registered shareholders and proxyholders entitled to attend and vote at the meeting. We encourage shareholders not to attend the meeting in person, particularly if they are experiencing any of the described COVID-19 symptoms of fever, cough or difficulty breathing. As always, we encourage shareholders to vote their common shares prior to the meeting by following the instructions under the heading "Voting Matters" in the accompanying information circular – proxy statement.

We may take additional precautionary measures in relation to the meeting in response to further developments with the COVID-19 outbreak. In the event it is not possible or advisable to hold the meeting in person, we will announce alternative arrangements for the meeting as promptly as practicable, which may include delaying the meeting or holding the meeting entirely by electronic means, telephone or other communication facilities. Please monitor our website at www.nuvistaenergy.com for updated information. If you are planning to attend the meeting, please check our website one week prior to the date of the meeting.

DATED at Calgary, Alberta this 20th day of March, 2020.

By order of the Board of Directors of NuVista Energy Ltd.

(signed) "*Ross Andreachuk*"

Vice President, Finance, Chief Financial Officer and
Corporate Secretary

Information circular - Proxy Statement dated March 20, 2020 for the Annual and Special Meeting of Shareholders of NuVista Energy Ltd. to be held on Tuesday, May 5, 2020.

VOTING MATTERS

Voting

How to vote

The voting process is different depending on whether you are a registered or non-registered shareholder:

<p>Registered Shareholders</p> <p>Your common shares are registered in your name.</p> <p>Voting by proxy is the easiest way to vote. This means you have the right to appoint someone else (your proxyholder) to attend the meeting and vote your common shares for you. Your proxyholder does not need to be a shareholder, but this person or company must attend the meeting and vote on your behalf.</p> <p>Print the name of the person or company you are appointing in the space provided on the proxy form you received in your package of materials. Then complete your voting instructions, date and sign the form and return it to Computershare Trust Company of Canada.</p> <p>If you do not appoint your own proxyholder, our representatives named on the proxy form will act as your proxyholder, and will vote your common shares according to your instructions.</p> <p>If you sign and return the form but do not give your voting instructions or specify that you want your common shares withheld from voting on certain matters, the NuVista representatives will vote FOR each of the items of business to be considered at the meeting.</p> <p>Vote by proxy</p> <table border="1"> <tr> <td>Internet</td> <td>Go to www.investorvote.com. Enter the 15-digit control number printed on the form and follow the instructions on the screen.</td> </tr> <tr> <td>Phone</td> <td>1.866.732.8683 (toll-free in North America) and enter the 15-digit control number printed on the form. Follow the interactive voice recording instructions to submit your vote.</td> </tr> <tr> <td>Mail</td> <td>Enter your voting instructions on the proxy form, sign and date it, and send the completed form to: Computershare Trust Company of Canada Attention: Proxy Department 135 West Beaver Creek, P.O. Box 300, Richmond Hill, ON L4B 4R5</td> </tr> </table> <p>Vote in person</p> <p>If you are a registered shareholder and would like to attend the meeting and vote your common shares in person, check in with a Computershare Trust Company of Canada representative when you arrive at the meeting. Do not fill out the proxy form because you will be casting your vote at the meeting.</p>	Internet	Go to www.investorvote.com . Enter the 15-digit control number printed on the form and follow the instructions on the screen.	Phone	1.866.732.8683 (toll-free in North America) and enter the 15-digit control number printed on the form. Follow the interactive voice recording instructions to submit your vote.	Mail	Enter your voting instructions on the proxy form, sign and date it, and send the completed form to: Computershare Trust Company of Canada Attention: Proxy Department 135 West Beaver Creek, P.O. Box 300, Richmond Hill, ON L4B 4R5	<p>Non-registered Shareholders (or Beneficial Shareholders)</p> <p>Your common shares are held in the name of your nominee (usually a bank, trust company, broker, securities dealer or other financial institution) and you are the beneficial shareholder.</p> <p>The majority of brokers in Canada and the United States delegate responsibility for obtaining instructions from clients to Broadridge. Broadridge typically mails a scannable voting instruction form in lieu of the form of proxy. Please return your voting instructions as specified in the voting instruction form.</p> <p>Submit your voting instructions</p> <p>Use one of the methods provided on the voting instruction form, or simply complete the form and mail it to the address provided on the form.</p> <p>Vote by proxy</p> <table border="1"> <tr> <td>Internet</td> <td>Go to www.proxyvote.com. Enter the control number printed on the form and follow the instructions on the screen.</td> </tr> <tr> <td>Phone</td> <td>1.800.474.7493 (toll-free in North America) and enter the specified control number printed on the form. Follow the interactive voice recording instructions to submit your vote.</td> </tr> <tr> <td>Mail</td> <td>Enter your voting instructions on the voting instruction form, sign and date it, and send the completed form as specified in the voting instruction form.</td> </tr> </table> <p>Vote in person</p> <p>If you are a beneficial shareholder and would like to attend the meeting and vote your common shares in person, you should enter your own name in the blank space on the voting instruction form provided to you and return the same by mail following the instructions on the form well in advance of the meeting. Check in with a Computershare Trust Company of Canada representative when you arrive at the meeting.</p>	Internet	Go to www.proxyvote.com . Enter the control number printed on the form and follow the instructions on the screen.	Phone	1.800.474.7493 (toll-free in North America) and enter the specified control number printed on the form. Follow the interactive voice recording instructions to submit your vote.	Mail	Enter your voting instructions on the voting instruction form, sign and date it, and send the completed form as specified in the voting instruction form.
Internet	Go to www.investorvote.com . Enter the 15-digit control number printed on the form and follow the instructions on the screen.												
Phone	1.866.732.8683 (toll-free in North America) and enter the 15-digit control number printed on the form. Follow the interactive voice recording instructions to submit your vote.												
Mail	Enter your voting instructions on the proxy form, sign and date it, and send the completed form to: Computershare Trust Company of Canada Attention: Proxy Department 135 West Beaver Creek, P.O. Box 300, Richmond Hill, ON L4B 4R5												
Internet	Go to www.proxyvote.com . Enter the control number printed on the form and follow the instructions on the screen.												
Phone	1.800.474.7493 (toll-free in North America) and enter the specified control number printed on the form. Follow the interactive voice recording instructions to submit your vote.												
Mail	Enter your voting instructions on the voting instruction form, sign and date it, and send the completed form as specified in the voting instruction form.												

Who can vote

You are entitled to receive notice of and vote at the meeting if you hold common shares at the close of business on March 25, 2020, the record date. If you acquired your common shares after the record date, you can ask for your name to be included in the list of eligible shareholders up until 10 days before the meeting if you have proper proof that you own the common shares. Contact our transfer agent, Computershare Trust Company of Canada at 1-800-564-6253 for assistance.

Send your voting instructions right away

Take some time to read this information circular – proxy statement and then vote your common shares right away. We must receive your voting instructions by 3:00 p.m. (Calgary time) on May 1, 2020 to ensure your common shares are voted at the meeting.

If you are a beneficial shareholder, you will need to allow enough time for your nominee (or their representative) to receive your voting instructions and then submit them to Computershare Trust Company of Canada.

If the meeting is postponed or adjourned, you must send your voting instructions at least 24 hours (not including Saturdays, Sundays and holidays) before the time the meeting is reconvened.

Changing your vote

If you change your mind about how you want to vote your common shares, you can revoke your proxy in one of the following ways, or by any other means permitted by law.

If you are a registered shareholder:

- Vote again on the internet or by phone before 3:00 p.m. (Calgary time) on May 1, 2020
- Complete a proxy form with a later date than the form you originally submitted, and mail it as soon as possible so that it is received before 3:00 p.m. (Calgary time) on May 1, 2020
- Send a written notice from you or your authorized attorney revoking your previously provided proxy to our Corporate Secretary so that it is received before 4:30 p.m. (Calgary time) on May 4, 2020
- Present a written notice from you or your authorized attorney revoking your previously provided proxy with the Chair of the meeting

If you are a beneficial shareholder, follow the instructions provided by your nominee or in the voting instruction form you have received.

How to obtain paper copies of our meeting materials

Registered and beneficial shareholders can ask for free paper copies of this information circular – proxy statement and the proxy form or voting information form to be sent to them by mail. If you have any questions about the notice and access provisions or would like to request paper copies of the materials for the meeting, please contact our transfer agent, Computershare Trust Company of Canada at 1-800-564-6253.

Or request free paper copies from us at:

NuVista Energy Ltd.
Suite 2500, 525 8th Ave S.W.
Calgary, Alberta T2P 1G1

Email: investor.relations@nuvistaenergy.com

Attendance at Meeting Discouraged in light of COVID-19 Pandemic

We intend to hold the meeting in person. However, in view of the current and rapidly evolving COVID-19 outbreak, we ask that, in considering whether to attend the meeting in person, shareholders follow the instructions of the Public Health Agency of Canada (PHAC) (www.canada.ca/en/public-health.html) and Alberta Health Services (www.albertahealthservices.ca). Access to the meeting will, subject our by-laws, be limited to essential personnel and registered shareholders and proxyholders entitled to attend and vote at the meeting. We encourage shareholders not to attend the meeting in person, particularly if they are experiencing any of the described COVID-19 symptoms of fever, cough or difficulty breathing. As always, we encourage shareholders to vote their common shares prior to the meeting by following the instructions above under the heading "Voting Matters".

We may take additional precautionary measures in relation to the meeting in response to further developments with the COVID-19 outbreak. In the event it is not possible or advisable to hold the meeting in person, we will announce alternative arrangements for the meeting as promptly as practicable, which may include postponing the meeting or holding the meeting entirely by electronic means, telephone or other communication facilities. Please monitor our website at www.nuvistaenergy.com for updated information. If you are planning to attend the meeting, please check the website one week prior to the date of the meeting.

Solicitation of Proxies

This information circular - proxy statement is furnished in connection with the solicitation of proxies for use at our annual and special meeting of shareholders to be held at 3:00 p.m. (Calgary time) on Tuesday, May 5, 2020, at the offices of Burnet, Duckworth & Palmer LLP, Suite 2400, 525 – 8th Avenue S.W., Calgary, Alberta.

The instrument appointing a proxy must be in writing and must be executed by you or your attorney authorized in writing or, if you are a corporation, under your corporate seal or by a duly authorized officer or attorney of the corporation.

The persons named in the enclosed form of proxy are our directors and/or officers. **As a shareholder you have the right to appoint a person or company, who need not be a shareholder, to represent you at the meeting.** To exercise this right you should insert the name of the desired representative in the blank space provided on the form of proxy and strike out the other names or submit another appropriate proxy.

Advice to Beneficial Holders of Common Shares

The information set forth in this section is of significant importance to you if you do not hold your common shares in your own name. Only proxies deposited by shareholders whose names appear on our records as the registered holders of common shares can be recognized and acted upon at the meeting. If your common shares are listed in your account statement provided by your broker, then, in almost all cases, those common shares will not be registered in your name on our records. Such common shares will likely be registered under the name of your broker or an agent of that broker. In Canada, the vast majority of such shares are registered under the name of CDS & Co., the registration name for The CDS Clearing and Depository Services Inc., which acts as nominee for many Canadian brokerage firms. Common shares held by your broker or their nominee can only be voted upon your instructions. Without specific instructions, your broker or their nominee is prohibited from voting your shares.

Applicable regulatory policy requires your broker to seek voting instructions from you in advance of the meeting. Every broker has its own mailing procedures and provides its own return instructions, which you should carefully follow in order to ensure that your shares are voted at the meeting. Often, the form of proxy supplied by your broker is identical to the form of proxy provided to registered shareholders. However, its purpose is limited to instructing the registered shareholder how to vote on your behalf. The majority of brokers now delegate responsibility for obtaining instructions from clients to a mailing/tabulating agent who mails a scannable voting instruction form in lieu of the form of proxy. You are asked to complete and return the voting instruction form to them by mail or facsimile. Alternatively, you can use their website or call their toll-free telephone number to instruct them how to vote your shares. They then tabulate the results of all instructions received and provide appropriate instructions respecting the voting of shares to be represented at the meeting. **If you receive a voting instruction form from a mailing/tabulating agent, it cannot be used as a proxy to vote shares directly at the meeting as it must be returned to the mailing/tabulating agent well in advance of the meeting in order to have the shares voted.**

Persons Making the Solicitation

This solicitation is made on behalf of our management. We will bear the costs incurred in the preparation and mailing of the form of proxy, notice of annual and special meeting and this information circular - proxy statement. In addition to mailing forms of proxy, proxies may be solicited by personal interviews, or by other means of communication, by our directors, officers and employees who will not be remunerated therefor.

Exercise of Discretion by Proxy

The common shares represented by proxy in favour of management nominees will be voted or withheld from voting on any matter at the meeting. Where you specify a choice with respect to any matter to be acted upon, the shares will be voted on the matter in accordance with the specification so made. If you do not provide instructions, your shares will be voted in favour of the matters to be acted upon as set out herein. The persons appointed under the form of proxy, which we have furnished, are conferred with discretionary authority with respect to amendments or variations of those matters specified in the form of proxy and notice of annual and special meeting and with respect to any other matters which may properly be brought before the meeting or any adjournment thereof. At the time of printing this information circular – proxy statement, we know of no such amendment, variation or other matter.

Notice-and-Access

We have elected to use the "notice-and-access" provisions under National Instrument 54-101 - *Communications with Beneficial Owners of Securities of a Reporting Issuer* for the meeting to those of you who do not hold your common shares in your own name. The "notice-and-access" provisions are a set of rules developed by the Canadian Securities Administrators that reduce the volume of materials that must be physically mailed to shareholders by allowing us to post our information circular in respect of our meeting and related materials online.

We have also elected to use procedures known as "stratification" in relation to our use of the "notice-and-access" provisions. Stratification occurs when we, while using the "notice-and-access" provisions, provide a paper copy of our notice of meeting and information circular and, if applicable, a paper copy of our financial statements and related management's discussion and analysis, to some but not all of our shareholders. In relation to the meeting, our registered shareholders will receive a paper copy of the notice of the meeting, this information circular, a form of proxy and our financial statements and related management's discussion and analysis whereas non-registered holders of our common shares will receive a "notice-and-access" notification and a voting instruction form. In addition, a paper copy of the notice of the meeting, this information circular, a form of proxy and our financial statements and related management's discussion and analysis will be mailed to those shareholders who do not hold their common shares in their own name but who have previously requested to receive paper copies of these materials.

We will be delivering proxy-related materials to non-objecting beneficial owners of our common shares directly with the assistance of Broadridge Investor Communications Solutions. We intend to pay for intermediaries to deliver proxy-related materials to objecting beneficial owners of our common shares.

Voting Shares and Principal Holders

We are authorized to issue an unlimited number of common shares without nominal or par value. As at March 20, 2020, there were 225,599,725 common shares issued and outstanding. As a holder of common shares you are entitled to one vote for each share you own.

To the knowledge of our directors and officers, as at March 20, 2020 no person or company beneficially owned, or controlled or directed, directly or indirectly, more than 10% of our common shares, other than as set forth below:

Name	Number of Common Shares Beneficially Owned, or Controlled or Directed, Directly or Indirectly	Percentage of Our Issued and Outstanding Common Shares
GMT Capital Corp. ⁽¹⁾	25,377,000	11.2%

Note:

- (1) Based on information filed on SEDI.

MATTERS TO BE ACTED UPON AT THE MEETING

Fixing the Number of Directors

Our articles provide for a minimum of three directors and a maximum of eleven directors. Our by-laws provide that the number of our directors shall be determined from time to time by our shareholders. There are currently nine directors on our board of directors.

At the meeting, it is proposed that the number of directors to be elected to hold office until the next annual meeting or until their successors are elected or appointed be set at nine.

Accordingly, unless otherwise directed, it is the intention of management to vote proxies in the accompanying form in favour of fixing the number of directors to be elected at the meeting at nine.

Election of Directors

Our board has fixed the number of directors to be elected at the meeting at nine members. You are being asked to cast your vote for the following nine directors:

Keith A. MacPhail	Sheldon B. Steeves
Ronald J. Eckhardt	Deborah S. Stein
Pentti O. Karkkainen	Jonathan A. Wright
Ronald J. Poelzer	Grant A. Zawalsky
Brian G. Shaw	

Each director will hold office until the next annual meeting of our shareholders or his or her successor is duly elected or appointed, unless his or her office is earlier vacated.

In the event that a vacancy among such nominees occurs because of death or for any reason prior to the meeting, the proxy will not be voted with respect to such vacancy.

Voting for Election of Directors

Our directors are elected annually, individually and by majority vote. The individual voting results of this meeting will be published by news release and on www.sedar.com after the meeting. The individual voting results will also be reviewed by our Corporate Governance & Compensation Committee and will be considered as part of the committee's overall review and assessment of the nominees recommended to shareholders at our next annual meeting of shareholders.

Our by-laws set forth a procedure requiring advance notice to us by any shareholder who intends to nominate a person for election as a director of us. Among other things, the by-laws set a deadline by which such shareholders must notify us in writing of an intention to nominate directors prior to any meeting of shareholders at which directors are to be elected and specify the information that a nominating shareholder must include in the notice in order for director nominees to be eligible for nomination and election at the meeting. These requirements are intended to provide all shareholders with the opportunity to evaluate and review the proposed candidates and vote on an informed and timely manner regarding such nominees. Our by-laws do not affect nominations made pursuant to a "proposal" made in accordance with the *Business Corporations Act* (Alberta) or a requisition of a meeting of shareholders made pursuant to the *Business*

Corporations Act (Alberta). As of the date of this information circular – proxy statement, we have not received any nominations pursuant to the advance notice provisions contained in our by-laws.


We have a majority vote policy. Unless there is a contested election, a director who receives more "withhold" votes than votes "for" at the meeting will immediately offer to resign. Our Corporate Governance & Compensation Committee will review the matter and recommend to the board whether to accept the resignation. The committee will consider all relevant factors, including why shareholders withheld votes, the director's length of service, qualifications and contributions to us, share ownership, the current mix of skills and attributes of the directors on our board, the impact with respect to covenants in our agreements or plans, if any, and legal requirements, policies or guidelines (regulatory, securities or corporate laws, or stock exchange rules) for director numbers and qualifications. The resignation will be effective if, and when, accepted by the board. The director will not participate in any deliberations on the matter.


We expect to accept the resignation unless there is some special circumstance that warrants the director to stay on our board. In any case, our board will determine whether or not to accept the resignation within 90 days of the relevant annual shareholders' meeting and we will promptly issue a news release with the board's decision. If the board determines not to accept a resignation, the news release will fully state the reasons for that decision.


Management recommends that shareholders vote FOR the election of each of these nominees. The persons named in the enclosed form of proxy intend to vote FOR the election of each of these nominees unless the shareholder specifies authority to do so is withheld.


Biographies of our Directors


The following information relating to the director nominees is based partly on our records and partly on information received by us from the nominees:


	<p>Keith A. MacPhail, P. Eng. Bachelor of Science (Petroleum Engineering) (Honours) and a Diploma (Petroleum Technology) (Honours) Calgary, Alberta, Canada Age: 63 Director since 2003 Chair of the Board Independent Director Shareholder approval rating at the 2019 annual meeting – 94.59%</p>				
<p>Mr. MacPhail has over 35 years of experience in the oil and gas industry and is currently Chair of Bonavista Energy Corporation. Prior thereto, Mr. MacPhail was the Chair and CEO of Bonavista. Prior to joining Bonavista in 1997, Mr. MacPhail held progressively more responsible positions with Canadian Natural Resources Limited with his final position being Executive Vice President and COO. Prior thereto, he held the position of Production Manager with POCO Petroleum Ltd.</p>					
<p>Mr. MacPhail holds a Bachelor of Science (Honours) degree in Petroleum Engineering from the Montana College of Mineral Science, a diploma in Petroleum Technology (Honours) from SAIT and is a member of the Association of Professional Engineers, Geologists & Geophysicists of Alberta.</p>					
<p>Mr. MacPhail also serves on the board of directors of Cenovus Energy Inc. and one other private company.</p>					
Board and Committee Participation ⁽¹⁾⁽²⁾		Position	Meetings in 2019	Attendance	
Board of Directors		Chair	5/5	100%	
Reserves Committee		Member	2/2	100%	
Compensation Committee		Member	3/3	100%	
Executive Committee		Member	6/6	100%	
Equity Holdings ⁽³⁾		2019		2018	
	Number	Value ⁽⁴⁾	Number	Value ⁽⁵⁾	
Common Shares	2,532,042	8,235,525	2,532,042	10,330,731	
Stock Options	-	-	5,000	-	
Deferred Share Units	127,653	407,213	72,795	297,004	
Total	2,659,695	8,660,738	2,609,837	10,627,735	
Other Public Board Directorships			Committee Positions		
Bonavista Energy Corporation			Chair of the Board Executive Committee (Chair) Reserves Committee		
Cenovus Energy Inc.			Human Resources and Compensation Committee Nominating and Corporate Governance Committee Safety, Environment, Responsibility and Reserves Committee		


	<p>Ronald J. Eckhardt Bachelor of Science (Mechanical Engineering) Calgary, Alberta, Canada Age: 65 Director since 2013 Independent Director Shareholder approval rating at the 2019 annual meeting – 99.38%</p>
<p>Mr. Eckhardt has more than 35 years of experience in the oil and gas industry. Most recently, Mr. Eckhardt was the Executive Vice-President, North American Operations for Talisman Energy Inc., a public oil and gas company from 2003 to 2009. Mr. Eckhardt joined Talisman (then BP Canada) in 1986 as Chief Drilling Engineer and held positions of increasing responsibility in domestic operations until his retirement in 2009.</p> <p>Mr. Eckhardt holds a Bachelor of Science degree in Mechanical Engineering from the University of Manitoba.</p> <p>Mr. Eckhardt is also Chair of the board of directors of Athabasca Oil Corporation.</p>	
<p>Board and Committee Participation ⁽²⁾</p>	
<p>Board of Directors</p>	<p>Member 5/5 100%</p>
<p>Reserves Committee</p>	<p>Chair 2/2 100%</p>
<p>Equity Holdings ⁽³⁾</p>	
<p>2019</p>	
<p>2018</p>	
<p></p>	<p>Number Value ⁽⁴⁾ Number Value ⁽⁵⁾</p>
<p>Common Shares</p>	<p>158,311 767,887 158,311 645,909</p>
<p>Stock Options</p>	<p>- - 5,000 -</p>
<p>Deferred Share Units</p>	<p>91,534 291,993 49,947 203,784</p>
<p>Total</p>	<p>249,845 1,059,880 213,258 849,693</p>
<p>Other Public Board Directorships</p>	
<p>Committee Positions</p>	
<p>Athabasca Oil Corporation</p>	<p>Chair of the Board Reserves Committee</p>


	<p>Pentti O. Karkkainen, ICD. D Bachelor of Science (Geology) (Honours) and Masters of Business Administration West Vancouver, British Columbia, Canada Age: 65 Director since 2003 Lead Director Independent Director Shareholder approval rating at the 2019 annual meeting – 96.49%</p>																													
<p>Mr. Karkkainen has over 30 years of investment management, energy sector research and investment banking experience, as well as four years of industry experience with Gulf Canada Resources. Mr. Karkkainen was a Co-Founder and General Partner of KERN Partners, a leading Canadian based energy focused capital markets and private equity firm, from September 2000 to July 2014 and was the firm's Senior Strategy Advisor from July, 2014 until his retirement from the firm in August, 2015. Prior to establishing KERN Partners, Mr. Karkkainen was Managing Director and Head of Oil and Gas Equity Research at RBC Capital Markets.</p> <p>Mr. Karkkainen holds a Bachelor of Science (Honours) degree in Geology from Carleton University, a Masters of Business Administration degree from Queen's University and holds a designation from the Institute of Corporate Directors.</p> <p>Mr. Karkkainen is also Chair of the board of directors of AltaGas Ltd.</p>																														
<table border="1"> <thead> <tr> <th data-bbox="203 974 802 1073">Board and Committee Participation ⁽¹⁾⁽²⁾</th> <th data-bbox="802 974 992 1073">Position</th> <th data-bbox="992 974 1211 1073">Meetings in 2019</th> <th data-bbox="1211 974 1421 1073">Attendance</th> </tr> </thead> <tbody> <tr> <td data-bbox="203 1073 802 1108">Board of Directors</td> <td data-bbox="802 1073 992 1108">Lead Director</td> <td data-bbox="992 1073 1211 1108">5/5</td> <td data-bbox="1211 1073 1421 1108">100%</td> </tr> <tr> <td data-bbox="203 1108 802 1144">Audit Committee</td> <td data-bbox="802 1108 992 1144">Member</td> <td data-bbox="992 1108 1211 1144">4/4</td> <td data-bbox="1211 1108 1421 1144">100%</td> </tr> <tr> <td data-bbox="203 1144 802 1171">Compensation Committee</td> <td data-bbox="802 1144 992 1171">Chair</td> <td data-bbox="992 1144 1211 1171">3/3</td> <td data-bbox="1211 1144 1421 1171">100%</td> </tr> </tbody> </table>		Board and Committee Participation ⁽¹⁾⁽²⁾	Position	Meetings in 2019	Attendance	Board of Directors	Lead Director	5/5	100%	Audit Committee	Member	4/4	100%	Compensation Committee	Chair	3/3	100%													
Board and Committee Participation ⁽¹⁾⁽²⁾	Position	Meetings in 2019	Attendance																											
Board of Directors	Lead Director	5/5	100%																											
Audit Committee	Member	4/4	100%																											
Compensation Committee	Chair	3/3	100%																											
<table border="1"> <thead> <tr> <th data-bbox="203 1171 589 1270" rowspan="2"></th> <th colspan="2" data-bbox="589 1171 1016 1224">2019</th> <th colspan="2" data-bbox="1016 1171 1421 1224">2018</th> </tr> <tr> <th data-bbox="589 1224 802 1270">Number</th> <th data-bbox="802 1224 1016 1270">Value ⁽⁴⁾</th> <th data-bbox="1016 1224 1229 1270">Number</th> <th data-bbox="1229 1224 1421 1270">Value ⁽⁵⁾</th> </tr> </thead> <tbody> <tr> <td data-bbox="203 1270 589 1306">Common Shares</td> <td data-bbox="589 1270 802 1306">76,000</td> <td data-bbox="802 1270 1016 1306">242,440</td> <td data-bbox="1016 1270 1229 1306">76,000</td> <td data-bbox="1229 1270 1421 1306">310,080</td> </tr> <tr> <td data-bbox="203 1306 589 1341">Stock Options</td> <td data-bbox="589 1306 802 1341">-</td> <td data-bbox="802 1306 1016 1341">-</td> <td data-bbox="1016 1306 1229 1341">5,000</td> <td data-bbox="1229 1306 1421 1341">-</td> </tr> <tr> <td data-bbox="203 1341 589 1377">Deferred Share Units</td> <td data-bbox="589 1341 802 1377">82,406</td> <td data-bbox="802 1341 1016 1377">262,875</td> <td data-bbox="1016 1341 1229 1377">61,133</td> <td data-bbox="1229 1341 1421 1377">249,423</td> </tr> <tr> <td data-bbox="203 1377 589 1402">Total</td> <td data-bbox="589 1377 802 1402">158,406</td> <td data-bbox="802 1377 1016 1402">505,315</td> <td data-bbox="1016 1377 1229 1402">142,133</td> <td data-bbox="1229 1377 1421 1402">559,503</td> </tr> </tbody> </table>			2019		2018		Number	Value ⁽⁴⁾	Number	Value ⁽⁵⁾	Common Shares	76,000	242,440	76,000	310,080	Stock Options	-	-	5,000	-	Deferred Share Units	82,406	262,875	61,133	249,423	Total	158,406	505,315	142,133	559,503
	2019		2018																											
	Number	Value ⁽⁴⁾	Number	Value ⁽⁵⁾																										
Common Shares	76,000	242,440	76,000	310,080																										
Stock Options	-	-	5,000	-																										
Deferred Share Units	82,406	262,875	61,133	249,423																										
Total	158,406	505,315	142,133	559,503																										
<table border="1"> <thead> <tr> <th data-bbox="203 1402 802 1465">Other Public Board Directorships</th> <th data-bbox="802 1402 1421 1465">Committee Positions</th> </tr> </thead> <tbody> <tr> <td data-bbox="203 1465 802 1512">AltaGas Ltd.</td> <td data-bbox="802 1465 1421 1512">Chair of the Board</td> </tr> </tbody> </table>		Other Public Board Directorships	Committee Positions	AltaGas Ltd.	Chair of the Board																									
Other Public Board Directorships	Committee Positions																													
AltaGas Ltd.	Chair of the Board																													

	<p>Ronald J. Poelzer, CPA, CA Bachelor of Commerce (Distinction) Calgary, Alberta, Canada Age: 58 Director since 2003 Independent Director Shareholder approval rating at the 2019 annual meeting – 93.19%</p>																														
<p>Mr. Poelzer has more than 30 years of experience in the oil and gas industry and is currently Vice Chair of Bonavista Energy Corporation. Prior thereto, Mr. Poelzer was Executive Vice President and Vice Chair of Bonavista responsible for various strategic planning, business development, financial and capital market roles. Prior to joining Bonavista in 1997, Mr. Poelzer was with POCO Petroleum Ltd. as Vice President, Business Development. Prior thereto, Mr. Poelzer was in public accounting practise.</p> <p>Mr. Poelzer is a Chartered Professional Accountant and holds a Bachelor of Commerce (Distinction) degree from the University of Saskatchewan.</p> <p>Mr. Poelzer is also a member of the board of directors of various private companies and a charitable foundation.</p>																															
<table border="1"> <thead> <tr> <th data-bbox="203 913 803 997">Board and Committee Participation ⁽²⁾</th> <th data-bbox="803 913 990 997">Position</th> <th data-bbox="990 913 1209 997">Meetings in 2019</th> <th data-bbox="1209 913 1421 997">Attendance</th> </tr> </thead> <tbody> <tr> <td data-bbox="203 997 803 1039">Board of Directors</td> <td data-bbox="803 997 990 1039">Member</td> <td data-bbox="990 997 1209 1039">5/5</td> <td data-bbox="1209 997 1421 1039">100%</td> </tr> <tr> <td data-bbox="203 1039 803 1081">Audit Committee</td> <td data-bbox="803 1039 990 1081">Member</td> <td data-bbox="990 1039 1209 1081">4/4</td> <td data-bbox="1209 1039 1421 1081">100%</td> </tr> <tr> <td data-bbox="203 1081 803 1123">Governance and Nominating Committee</td> <td data-bbox="803 1081 990 1123">Member</td> <td data-bbox="990 1081 1209 1123">2/2</td> <td data-bbox="1209 1081 1421 1123">100%</td> </tr> <tr> <td data-bbox="203 1123 803 1144">Executive Committee</td> <td data-bbox="803 1123 990 1144">Member</td> <td data-bbox="990 1123 1209 1144">6/6</td> <td data-bbox="1209 1123 1421 1144">100%</td> </tr> </tbody> </table>		Board and Committee Participation ⁽²⁾	Position	Meetings in 2019	Attendance	Board of Directors	Member	5/5	100%	Audit Committee	Member	4/4	100%	Governance and Nominating Committee	Member	2/2	100%	Executive Committee	Member	6/6	100%										
Board and Committee Participation ⁽²⁾	Position	Meetings in 2019	Attendance																												
Board of Directors	Member	5/5	100%																												
Audit Committee	Member	4/4	100%																												
Governance and Nominating Committee	Member	2/2	100%																												
Executive Committee	Member	6/6	100%																												
<table border="1"> <thead> <tr> <th data-bbox="203 1144 584 1186">Equity Holdings ⁽³⁾</th> <th colspan="2" data-bbox="584 1144 1015 1186">2019</th> <th colspan="2" data-bbox="1015 1144 1421 1186">2018</th> </tr> <tr> <th data-bbox="203 1186 584 1228"></th> <th data-bbox="584 1186 803 1228">Number</th> <th data-bbox="803 1186 1015 1228">Value ⁽⁴⁾</th> <th data-bbox="1015 1186 1226 1228">Number</th> <th data-bbox="1226 1186 1421 1228">Value ⁽⁵⁾</th> </tr> </thead> <tbody> <tr> <td data-bbox="203 1228 584 1270">Common Shares</td> <td data-bbox="584 1228 803 1270">4,401,277</td> <td data-bbox="803 1228 1015 1270">14,040,074</td> <td data-bbox="1015 1228 1226 1270">4,001,277</td> <td data-bbox="1226 1228 1421 1270">16,325,210</td> </tr> <tr> <td data-bbox="203 1270 584 1312">Stock Options</td> <td data-bbox="584 1270 803 1312">-</td> <td data-bbox="803 1270 1015 1312">-</td> <td data-bbox="1015 1270 1226 1312">5,000</td> <td data-bbox="1226 1270 1421 1312">-</td> </tr> <tr> <td data-bbox="203 1312 584 1354">Deferred Share Units</td> <td data-bbox="584 1312 803 1354">48,580</td> <td data-bbox="803 1312 1015 1354">154,970</td> <td data-bbox="1015 1312 1226 1354">27,307</td> <td data-bbox="1226 1312 1421 1354">111,413</td> </tr> <tr> <td data-bbox="203 1354 584 1375">Total</td> <td data-bbox="584 1354 803 1375">4,449,857</td> <td data-bbox="803 1354 1015 1375">14,195,044</td> <td data-bbox="1015 1354 1226 1375">4,033,584</td> <td data-bbox="1226 1354 1421 1375">16,436,623</td> </tr> </tbody> </table>		Equity Holdings ⁽³⁾	2019		2018			Number	Value ⁽⁴⁾	Number	Value ⁽⁵⁾	Common Shares	4,401,277	14,040,074	4,001,277	16,325,210	Stock Options	-	-	5,000	-	Deferred Share Units	48,580	154,970	27,307	111,413	Total	4,449,857	14,195,044	4,033,584	16,436,623
Equity Holdings ⁽³⁾	2019		2018																												
	Number	Value ⁽⁴⁾	Number	Value ⁽⁵⁾																											
Common Shares	4,401,277	14,040,074	4,001,277	16,325,210																											
Stock Options	-	-	5,000	-																											
Deferred Share Units	48,580	154,970	27,307	111,413																											
Total	4,449,857	14,195,044	4,033,584	16,436,623																											
<table border="1"> <thead> <tr> <th data-bbox="203 1375 803 1438">Other Public Board Directorships</th> <th data-bbox="803 1375 1421 1438">Committee Positions</th> </tr> </thead> <tbody> <tr> <td data-bbox="203 1438 803 1543">Bonavista Energy Corporation</td> <td data-bbox="803 1438 1421 1543">Vice Chair of the Board Audit Committee Executive Committee</td> </tr> </tbody> </table>		Other Public Board Directorships	Committee Positions	Bonavista Energy Corporation	Vice Chair of the Board Audit Committee Executive Committee																										
Other Public Board Directorships	Committee Positions																														
Bonavista Energy Corporation	Vice Chair of the Board Audit Committee Executive Committee																														

	<p>Brian G. Shaw, CFA Masters of Business Administration and Bachelor of Commerce Toronto, Ontario, Canada Age: 66 Director since 2014 Independent Director Shareholder approval rating at the 2019 annual meeting – 99.37%</p>																													
<p>Mr. Shaw is an experienced financial industry executive with particular expertise in capital markets and investing activities. He is also currently a director of Ovintiv Inc., Manulife Bank of Canada and Manulife Trust Company.</p> <p>Mr. Shaw is an alumnus of CIBC World Markets Inc. (and its predecessor firm Wood Gundy) where he was employed for 23 years. He was Chair and Chief Executive Officer of CIBC World Markets Inc. from 2005 through 2008 and prior to that managed the Global Equities Division for a number of years. Mr. Shaw is a Chartered Financial Analyst and holds both a Masters of Business Administration and a Bachelor of Commerce from the University of Alberta.</p> <p>Mr. Shaw is also a member of the board of directors of Ovintiv Inc.</p>																														
<table border="1"> <thead> <tr> <th data-bbox="219 913 803 955">Board and Committee Participation ⁽²⁾</th> <th data-bbox="812 913 990 955">Position</th> <th data-bbox="998 913 1209 955">Meetings in 2019</th> <th data-bbox="1218 913 1421 955">Attendance</th> </tr> </thead> <tbody> <tr> <td data-bbox="219 976 803 1008">Board of Directors</td> <td data-bbox="812 976 990 1008">Member</td> <td data-bbox="998 976 1209 1008">5/5</td> <td data-bbox="1218 976 1421 1008">100%</td> </tr> <tr> <td data-bbox="219 1008 803 1039">Audit Committee</td> <td data-bbox="812 1008 990 1039">Member</td> <td data-bbox="998 1008 1209 1039">4/4</td> <td data-bbox="1218 1008 1421 1039">100%</td> </tr> </tbody> </table>		Board and Committee Participation ⁽²⁾	Position	Meetings in 2019	Attendance	Board of Directors	Member	5/5	100%	Audit Committee	Member	4/4	100%																	
Board and Committee Participation ⁽²⁾	Position	Meetings in 2019	Attendance																											
Board of Directors	Member	5/5	100%																											
Audit Committee	Member	4/4	100%																											
<table border="1"> <thead> <tr> <th data-bbox="219 1060 592 1092" rowspan="2"></th> <th colspan="2" data-bbox="771 1060 852 1092">2019</th> <th colspan="2" data-bbox="1193 1060 1274 1092">2018</th> </tr> <tr> <th data-bbox="600 1092 803 1123">Number</th> <th data-bbox="812 1092 990 1123">Value ⁽⁴⁾</th> <th data-bbox="998 1092 1209 1123">Number</th> <th data-bbox="1218 1092 1421 1123">Value ⁽⁵⁾</th> </tr> </thead> <tbody> <tr> <td data-bbox="219 1144 592 1176">Common Shares</td> <td data-bbox="600 1144 803 1176">99,301</td> <td data-bbox="812 1144 990 1176">316,770</td> <td data-bbox="998 1144 1209 1176">99,301</td> <td data-bbox="1218 1144 1421 1176">405,148</td> </tr> <tr> <td data-bbox="219 1176 592 1207">Stock Options</td> <td data-bbox="600 1176 803 1207">5,000</td> <td data-bbox="812 1176 990 1207">-</td> <td data-bbox="998 1176 1209 1207">10,000</td> <td data-bbox="1218 1176 1421 1207">-</td> </tr> <tr> <td data-bbox="219 1207 592 1239">Deferred Share Units</td> <td data-bbox="600 1207 803 1239">71,258</td> <td data-bbox="812 1207 990 1239">227,313</td> <td data-bbox="998 1207 1209 1239">40,058</td> <td data-bbox="1218 1207 1421 1239">163,437</td> </tr> <tr> <td data-bbox="219 1239 592 1270">Total</td> <td data-bbox="600 1239 803 1270">175,559</td> <td data-bbox="812 1239 990 1270">544,083</td> <td data-bbox="998 1239 1209 1270">149,359</td> <td data-bbox="1218 1239 1421 1270">568,585</td> </tr> </tbody> </table>			2019		2018		Number	Value ⁽⁴⁾	Number	Value ⁽⁵⁾	Common Shares	99,301	316,770	99,301	405,148	Stock Options	5,000	-	10,000	-	Deferred Share Units	71,258	227,313	40,058	163,437	Total	175,559	544,083	149,359	568,585
	2019		2018																											
	Number	Value ⁽⁴⁾	Number	Value ⁽⁵⁾																										
Common Shares	99,301	316,770	99,301	405,148																										
Stock Options	5,000	-	10,000	-																										
Deferred Share Units	71,258	227,313	40,058	163,437																										
Total	175,559	544,083	149,359	568,585																										
<table border="1"> <thead> <tr> <th data-bbox="219 1291 803 1333">Other Public Board Directorships</th> <th data-bbox="812 1291 1421 1333">Committee Positions</th> </tr> </thead> <tbody> <tr> <td data-bbox="219 1344 803 1375">Ovintiv Inc.</td> <td data-bbox="812 1344 1421 1407">Audit Committee Reserves Committee</td> </tr> </tbody> </table>		Other Public Board Directorships	Committee Positions	Ovintiv Inc.	Audit Committee Reserves Committee																									
Other Public Board Directorships	Committee Positions																													
Ovintiv Inc.	Audit Committee Reserves Committee																													

	<p>Sheldon B. Steeves, P. Geol. Bachelor of Science (Geology) Calgary, Alberta, Canada Age: 66 Director since 2013 Independent Director Shareholder approval rating at the 2019 annual meeting – 97.33%</p>																													
<p>Mr. Steeves has more than 35 years of experience in the North American oil and natural gas business. Mr. Steeves was most recently the Chief Executive Officer and Chair of Echoex Ltd., a private oil and natural gas exploration and production company. Mr. Steeves started Echoex in January of 2001 and monetized the company in April 2012. Prior to Echoex, Mr. Steeves was the Chief Operating Officer of Renaissance Energy Ltd.</p> <p>Mr. Steeves holds a Bachelor of Science degree in Geology from the University of Calgary and is a member of the Association of Professional Engineers, Geologists and Geophysicists of Alberta, the Canadian Society of Petroleum Geologists and the American Association of Petroleum Geologists.</p> <p>Mr. Steeves also serves on the board of directors of Enerplus Corporation and PrairieSky Royalty Ltd.</p>																														
<table border="1"> <thead> <tr> <th data-bbox="203 905 803 999">Board and Committee Participation ⁽²⁾</th> <th data-bbox="803 905 990 999">Position</th> <th data-bbox="990 905 1209 999">Meetings in 2019</th> <th data-bbox="1209 905 1421 999">Attendance</th> </tr> </thead> <tbody> <tr> <td data-bbox="203 999 803 1031">Board of Directors</td> <td data-bbox="803 999 990 1031">Member</td> <td data-bbox="990 999 1209 1031">5/5</td> <td data-bbox="1209 999 1421 1031">100%</td> </tr> <tr> <td data-bbox="203 1031 803 1062">Reserves Committee</td> <td data-bbox="803 1031 990 1062">Member</td> <td data-bbox="990 1031 1209 1062">2/2</td> <td data-bbox="1209 1031 1421 1062">100%</td> </tr> <tr> <td data-bbox="203 1062 803 1094">Governance and Nominating Committee</td> <td data-bbox="803 1062 990 1094">Member</td> <td data-bbox="990 1062 1209 1094">2/2</td> <td data-bbox="1209 1062 1421 1094">100%</td> </tr> </tbody> </table>		Board and Committee Participation ⁽²⁾	Position	Meetings in 2019	Attendance	Board of Directors	Member	5/5	100%	Reserves Committee	Member	2/2	100%	Governance and Nominating Committee	Member	2/2	100%													
Board and Committee Participation ⁽²⁾	Position	Meetings in 2019	Attendance																											
Board of Directors	Member	5/5	100%																											
Reserves Committee	Member	2/2	100%																											
Governance and Nominating Committee	Member	2/2	100%																											
<table border="1"> <thead> <tr> <th data-bbox="203 1094 589 1150" rowspan="2"></th> <th colspan="2" data-bbox="589 1094 1016 1150">2019</th> <th colspan="2" data-bbox="1016 1094 1421 1150">2018</th> </tr> <tr> <th data-bbox="589 1150 803 1182">Number</th> <th data-bbox="803 1150 1016 1182">Value ⁽⁴⁾</th> <th data-bbox="1016 1150 1230 1182">Number</th> <th data-bbox="1230 1150 1421 1182">Value ⁽⁵⁾</th> </tr> </thead> <tbody> <tr> <td data-bbox="203 1182 589 1234">Common Shares</td> <td data-bbox="589 1182 803 1234">25,631</td> <td data-bbox="803 1182 1016 1234">81,763</td> <td data-bbox="1016 1182 1230 1234">25,631</td> <td data-bbox="1230 1182 1421 1234">104,574</td> </tr> <tr> <td data-bbox="203 1234 589 1266">Stock Options</td> <td data-bbox="589 1234 803 1266">-</td> <td data-bbox="803 1234 1016 1266">-</td> <td data-bbox="1016 1234 1230 1266">5,000</td> <td data-bbox="1230 1234 1421 1266">-</td> </tr> <tr> <td data-bbox="203 1266 589 1297">Deferred Share Units</td> <td data-bbox="589 1266 803 1297">45,712</td> <td data-bbox="803 1266 1016 1297">145,821</td> <td data-bbox="1016 1266 1230 1297">24,439</td> <td data-bbox="1230 1266 1421 1297">99,711</td> </tr> <tr> <td data-bbox="203 1297 589 1331">Total</td> <td data-bbox="589 1297 803 1331">71,343</td> <td data-bbox="803 1297 1016 1331">227,584</td> <td data-bbox="1016 1297 1230 1331">55,070</td> <td data-bbox="1230 1297 1421 1331">204,285</td> </tr> </tbody> </table>			2019		2018		Number	Value ⁽⁴⁾	Number	Value ⁽⁵⁾	Common Shares	25,631	81,763	25,631	104,574	Stock Options	-	-	5,000	-	Deferred Share Units	45,712	145,821	24,439	99,711	Total	71,343	227,584	55,070	204,285
	2019		2018																											
	Number	Value ⁽⁴⁾	Number	Value ⁽⁵⁾																										
Common Shares	25,631	81,763	25,631	104,574																										
Stock Options	-	-	5,000	-																										
Deferred Share Units	45,712	145,821	24,439	99,711																										
Total	71,343	227,584	55,070	204,285																										
<table border="1"> <thead> <tr> <th data-bbox="203 1331 803 1388">Other Public Board Directorships</th> <th data-bbox="803 1331 1421 1388">Committee Positions</th> </tr> </thead> <tbody> <tr> <td data-bbox="203 1388 803 1461">Enerplus Corporation</td> <td data-bbox="803 1388 1421 1461">Reserve Committee (Chair) Health, Safety and Environment Committee</td> </tr> <tr> <td data-bbox="203 1461 803 1566">PrairieSky Royalty Ltd.</td> <td data-bbox="803 1461 1421 1566">Reserve Committee (Chair) Audit and Risk Management Committee Governance and Compensation Committee</td> </tr> </tbody> </table>		Other Public Board Directorships	Committee Positions	Enerplus Corporation	Reserve Committee (Chair) Health, Safety and Environment Committee	PrairieSky Royalty Ltd.	Reserve Committee (Chair) Audit and Risk Management Committee Governance and Compensation Committee																							
Other Public Board Directorships	Committee Positions																													
Enerplus Corporation	Reserve Committee (Chair) Health, Safety and Environment Committee																													
PrairieSky Royalty Ltd.	Reserve Committee (Chair) Audit and Risk Management Committee Governance and Compensation Committee																													

	<p>Deborah S. Stein, FCPA, FCA Bachelor of Arts (Economics) Heritage Pointe, Alberta, Canada Age: 59 Director since 2016 Independent Director Shareholder approval rating at the 2019 annual meeting – 98.76%</p>																													
<p>Ms. Stein has over 30 years of industry experience, including 18 years of direct experience in the oil and gas industry, most recently having held the position of Chief Financial Officer at AltaGas Ltd. Prior to joining AltaGas in 2005, Ms. Stein held various positions at TransCanada Corporation. Ms. Stein also led the finance functions of Wendy's Restaurants of Canada and Paramount Canada's Wonderland.</p> <p>Ms. Stein is a Fellow Chartered Professional Accountant, holds a designation from the Institute of Corporate Directors and obtained her Bachelor of Arts degree from York University, majoring in Economics.</p> <p>Ms. Stein also serves on the board of directors of Aecon Group Inc., Parkland Fuel Corporation, Trican Well Service Ltd., and various private companies, and is a past Chair of Financial Executives Canada and past Trustee of the Calgary Zoo.</p>																														
<table border="1"> <thead> <tr> <th data-bbox="217 982 800 1014">Board and Committee Participation ⁽²⁾</th> <th data-bbox="849 982 943 1014">Position</th> <th data-bbox="1032 968 1166 1031">Meetings in 2019</th> <th data-bbox="1255 982 1386 1014">Attendance</th> </tr> </thead> <tbody> <tr> <td data-bbox="217 1047 800 1079">Board of Directors</td> <td data-bbox="849 1047 943 1079">Member</td> <td data-bbox="1081 1047 1117 1079">5/5</td> <td data-bbox="1287 1047 1354 1079">100%</td> </tr> <tr> <td data-bbox="217 1083 800 1115">Audit Committee</td> <td data-bbox="849 1083 943 1115">Chair</td> <td data-bbox="1081 1083 1117 1115">4/4</td> <td data-bbox="1287 1083 1354 1115">100%</td> </tr> <tr> <td data-bbox="217 1119 800 1150">Compensation Committee</td> <td data-bbox="849 1119 943 1150">Member</td> <td data-bbox="1081 1119 1117 1150">3/3</td> <td data-bbox="1287 1119 1354 1150">100%</td> </tr> </tbody> </table>		Board and Committee Participation ⁽²⁾	Position	Meetings in 2019	Attendance	Board of Directors	Member	5/5	100%	Audit Committee	Chair	4/4	100%	Compensation Committee	Member	3/3	100%													
Board and Committee Participation ⁽²⁾	Position	Meetings in 2019	Attendance																											
Board of Directors	Member	5/5	100%																											
Audit Committee	Chair	4/4	100%																											
Compensation Committee	Member	3/3	100%																											
<table border="1"> <thead> <tr> <th data-bbox="217 1163 586 1194" rowspan="2">Equity Holdings ⁽³⁾</th> <th colspan="2" data-bbox="773 1163 829 1194">2019</th> <th colspan="2" data-bbox="1195 1163 1252 1194">2018</th> </tr> <tr> <th data-bbox="646 1194 745 1226">Number</th> <th data-bbox="862 1194 954 1226">Value ⁽⁴⁾</th> <th data-bbox="1073 1194 1172 1226">Number</th> <th data-bbox="1279 1194 1372 1226">Value ⁽⁵⁾</th> </tr> </thead> <tbody> <tr> <td data-bbox="217 1247 586 1278">Common Shares</td> <td data-bbox="553 1247 800 1278">32,710</td> <td data-bbox="919 1247 1011 1278">104,345</td> <td data-bbox="1146 1247 1230 1278">30,810</td> <td data-bbox="1328 1247 1421 1278">125,705</td> </tr> <tr> <td data-bbox="217 1283 586 1314">Stock Options</td> <td data-bbox="773 1283 789 1314">-</td> <td data-bbox="992 1283 1008 1314">-</td> <td data-bbox="1203 1283 1219 1314">-</td> <td data-bbox="1398 1283 1414 1314">-</td> </tr> <tr> <td data-bbox="217 1318 586 1350">Deferred Share Units</td> <td data-bbox="708 1318 800 1350">45,712</td> <td data-bbox="919 1318 1011 1350">145,821</td> <td data-bbox="1146 1318 1230 1350">24,439</td> <td data-bbox="1328 1318 1421 1350">99,711</td> </tr> <tr> <td data-bbox="217 1354 586 1377">Total</td> <td data-bbox="708 1354 800 1377">78,422</td> <td data-bbox="919 1354 1011 1377">250,166</td> <td data-bbox="1146 1354 1230 1377">55,249</td> <td data-bbox="1328 1354 1421 1377">225,416</td> </tr> </tbody> </table>		Equity Holdings ⁽³⁾	2019		2018		Number	Value ⁽⁴⁾	Number	Value ⁽⁵⁾	Common Shares	32,710	104,345	30,810	125,705	Stock Options	-	-	-	-	Deferred Share Units	45,712	145,821	24,439	99,711	Total	78,422	250,166	55,249	225,416
Equity Holdings ⁽³⁾	2019		2018																											
	Number	Value ⁽⁴⁾	Number	Value ⁽⁵⁾																										
Common Shares	32,710	104,345	30,810	125,705																										
Stock Options	-	-	-	-																										
Deferred Share Units	45,712	145,821	24,439	99,711																										
Total	78,422	250,166	55,249	225,416																										
<table border="1"> <thead> <tr> <th data-bbox="217 1394 800 1425">Other Public Board Directorships</th> <th data-bbox="997 1394 1235 1425">Committee Positions</th> </tr> </thead> <tbody> <tr> <td data-bbox="217 1446 800 1478">Aecon Group Inc.</td> <td data-bbox="984 1446 1248 1478">Audit Committee (Chair)</td> </tr> <tr> <td data-bbox="217 1482 800 1535">Parkland Fuel Corporation</td> <td data-bbox="821 1482 1411 1535">Audit Committee (Chair) Human Resources & Corporate Governance Committee</td> </tr> <tr> <td data-bbox="217 1539 800 1591">Trican Well Service Ltd.</td> <td data-bbox="862 1539 1370 1602">Audit Committee Human Resources & Compensation Committee</td> </tr> </tbody> </table>		Other Public Board Directorships	Committee Positions	Aecon Group Inc.	Audit Committee (Chair)	Parkland Fuel Corporation	Audit Committee (Chair) Human Resources & Corporate Governance Committee	Trican Well Service Ltd.	Audit Committee Human Resources & Compensation Committee																					
Other Public Board Directorships	Committee Positions																													
Aecon Group Inc.	Audit Committee (Chair)																													
Parkland Fuel Corporation	Audit Committee (Chair) Human Resources & Corporate Governance Committee																													
Trican Well Service Ltd.	Audit Committee Human Resources & Compensation Committee																													

	<p>Jonathan A. Wright, P. Eng. Masters of Science (Mechanical Engineering) (Great Distinction) and Bachelor of Science (Mechanical Engineering) (Great Distinction) Calgary, Alberta, Canada Age: 54 Director since 2011 President & CEO (Not Independent) Shareholder approval rating at the 2019 annual meeting – 98.33%</p>
---	--


Mr. Wright has been our President and Chief Executive Officer since May 9, 2011. Mr. Wright has more than 30 years of experience in the oil and gas industry.

Prior to joining NuVista, Mr. Wright has held progressively more responsible roles both domestically and abroad with Talisman Energy Ltd., most recently as Senior Vice-President of Talisman's North American Conventional Production Division which produced approximately one-half of Talisman's North American production at the time. Prior to joining Talisman in 1995, Mr. Wright spent six years with Shell Canada Ltd. in various operations and business development roles.

Mr. Wright possesses both a Masters and a Bachelor of Science Degree in Mechanical Engineering (with great distinction) from the University of Saskatchewan, where he earned, among other awards, the Canadian Governor General's Gold Medal for being the Outstanding University Post-Graduate for his pursuit in hydraulics and computer controls.

In addition, Mr. Wright serves on the Board of Governors for CAPP, the Canadian Association of Petroleum Producers.

Board and Committee Participation ⁽²⁾		Position	Meetings in 2019	Attendance	
Board of Directors		Member	5/5	100%	
Executive Committee		Member	6/6	100%	
Equity Holdings ⁽³⁾		2019		2018	
	Number	Value ⁽⁴⁾	Number	Value ⁽⁵⁾	
Common Shares	448,150	1,429,599	406,600	1,658,928	
Stock Options	1,219,202	116,338	1,022,488	-	
Share Awards	239,426	763,769	98,558	402,117	
Total	1,906,778	2,309,706	1,527,646	2,061,045	
Other Public Board Directorships			Committee Positions		
None			-		

	<p>Grant A. Zawalsky, LL.B. Bachelor of Laws and Bachelor of Commerce Calgary, Alberta, Canada Age: 60 Director since 2003 Independent Director Shareholder approval rating at the 2019 annual meeting – 75.63%</p>			
<p>Mr. Zawalsky is the Managing Partner of Burnet, Duckworth & Palmer LLP (Barristers and Solicitors) where he has been a Partner since 1994.</p> <p>Mr. Zawalsky holds a Bachelor of Commerce and LL. B. from the University of Alberta and is a member of the Law Society of Alberta.</p> <p>Mr. Zawalsky currently sits on the board of directors of PrairieSky Royalty Ltd., Whitecap Resources Inc., Zargon Oil & Gas Ltd. and a number of private companies. He is also the Corporate Secretary of ARC Resources Ltd. and Bonavista Energy Corporation and is a Governor of the Calgary Petroleum Club.</p>				
<p>Board and Committee Participation ⁽²⁾</p>				
	<p>Position</p>			
	<p>Meetings in 2019</p>			
	<p>Attendance</p>			
Board of Directors	Member			
Governance and Nominating Committee	Chair			
Executive Committee	Member			
<p>Equity Holdings ⁽³⁾</p>				
	2019		2018	
	Number	Value ⁽⁴⁾	Number	Value ⁽⁵⁾
Common Shares	211,915	676,009	211,915	864,613
Stock Options	-	-	5,000	-
Deferred Share Units	69,739	222,467	38,309	156,301
Total	281,654	898,476	255,224	1,020,914
<p>Other Public Board Directorships</p>		<p>Committee Positions</p>		
PrairieSky Royalty Ltd.	Reserves Committee Governance and Compensation Committee			
Whitecap Resources Inc.	Health, Safety and Environment Committee			
Zargon Oil & Gas Ltd.	Governance and Compensation Committee			

Notes:

- (1) In pursuit of board renewal, Mr. Keith MacPhail will step down as our board Chair following the meeting and Mr. Pentti Karkkainen will become our new Chair, at which time the role of lead director will discontinue.
- (2) On March 3, 2020, we: (i) combined our Compensation Committee and our Governance and Nominating Committee into our Corporate Governance & Compensation Committee, the members of which are: Mr. MacPhail (Chair), Mr. Eckhardt, Mr. Karkkainen and Mr. Poelzer; and (ii) we established our ESG Committee, the members of which are: Mr. Steeves (Chair), Mr. Shaw, Ms. Stein and Mr. Zawalsky; and (iii) we discontinued our Executive Committee.
- (3) We have established an equity ownership policy that non-management directors must have an equity ownership interest in our common shares within six months of joining our board of at least three times

their annual board retainer. Following the phase-in period, directors are expected to be in continuous compliance with these guidelines. In the event that an individual who has achieved the target ownership level subsequently falls below such target ownership level due solely to a decline in the market price of our common shares, such individual will be considered to be in compliance with the ownership guidelines as long as the adjusted cost base of his or her common shares exceeds the target ownership level.

- (4) The value of the 2019 Equity Holdings have been calculated as the sum of: (i) the number of common shares held by each nominee as of December 31, 2019 multiplied by the closing price of our common shares on the Toronto Stock Exchange on December 31, 2019 (\$3.19), (ii) the number of common shares issuable upon exercise of the stock options held by the nominee as of December 31, 2019 multiplied by the difference between the closing price of our common shares on the Toronto Stock Exchange on December 31, 2019 (\$3.19) and the exercise price of the applicable stock option; (iii) in the case of Mr. Wright, the number of restricted share awards and performance share awards (with an assumed payout multiplier of 1x) held by Mr. Wright as of December 31, 2019 multiplied by the closing price of our common shares on the Toronto Stock Exchange on December 31, 2019 (\$3.19); and (iv) the value of the deferred share units ("DSUs") of each nominee is based on the number of DSUs held by the nominee as of December 31, 2019 multiplied by the closing price of our common shares on the Toronto Stock Exchange on December 31, 2019 (\$3.19).
- (5) The value of the 2018 Equity Holdings have been calculated as the sum of: (i) the number of common shares held by each nominee as of December 31, 2018 multiplied by the closing price of our common shares on the Toronto Stock Exchange on December 31, 2018 (\$4.08), (ii) the number of common shares issuable upon exercise of the stock options held by the nominee as of December 31, 2018 multiplied by the difference between the closing price of our common shares on the Toronto Stock Exchange on December 31, 2018 (\$4.08) and the exercise price of the applicable stock option; (iii) in the case of Mr. Wright, the number of restricted share awards held by Mr. Wright as of December 31, 2018 multiplied by the closing price of our common shares on the Toronto Stock Exchange on December 31, 2018 (\$4.08); and (iv) the value of the DSUs of each nominee is based on the number of DSUs held by the nominee as of December 31, 2018 multiplied by the closing price of our common shares on the Toronto Stock Exchange on December 31, 2018 (\$4.08).

Experience and Background of Proposed Directors

Our Corporate Governance & Compensation Committee seeks to recruit candidates who reflect a diversity of skills, experience and perspectives which are relevant to our business. The committee has established the following "skills matrix" outlining the skills and experience which they believe are required by the members of our board of directors.

Skills Matrix	
<i>Executive Leadership</i>	Experience as a CEO or equivalent is believed to provide the most effective counsel to management, as well as critical oversight on behalf of stakeholders.
<i>Enterprise Risk Assessment</i>	Board or executive experience in evaluating and managing risks in the oil and natural gas business is sought to assist our board in understanding and assessing the risks and opportunities faced by us.
<i>Value Creation</i>	Board or executive experience in evaluating and executing on, value creation opportunities through acquisitions, divestitures, mergers or developmental opportunities is critical to our board's ability to effectively fulfill its oversight responsibilities relating to our corporate strategy and ultimate value creation.

Skills Matrix	
<i>Environment, Social, and Governance</i>	Board or management experience with or knowledge of, risks and opportunities related to a broad range of environment and climate-related and other environmental compliance and sustainability issues such as emissions, water use and waste reduction, land and energy use and workplace health and safety in the oil and gas industry are important since such experiences assists our board in more effectively carrying out compliance oversight responsibilities and to support our commitment to managing and operating in a safe, efficient, environmentally responsible manner in association with our industry partners and to continually improving our environmental, health, safety and social performance.
<i>Operations</i>	As all of our business is derived from oil and natural gas operations, we seek candidates who possess a solid understanding of our industry and its operations.
<i>Reserves and Resource Evaluation</i>	Board experience with, or management responsibility for, oil and natural gas reserve and resource evaluation and reporting is critical to assist our board to carry out its oversight responsibilities of the evaluation of our reserves and resources.
<i>Compensation and Human Resources</i>	Compensation and human resource skills and experience assist our board in fulfilling its responsibility to ensure that we maintain effective incentive programs which attract, motivate and retain top talent, while at the same time reinforcing strategic priorities.
<i>Accounting & Finance</i>	Financial literacy in reading financial statements, financial accounting and operational accounting experience as well as corporate finance knowledge and experience usually from senior accounting and financial management, audit firm background or banking experience are valued in order to enable our board to oversee management's handling of financial and financial reporting matters, including by: critically assessing our financial performance and projections; understanding our critical accounting policies, as well as technical issues relevant to the external audit; and evaluating the robustness of our internal controls.
<i>Legal, Regulatory and Governmental</i>	A broad understanding of corporate, securities, land tenure and oil and natural gas law, regulatory regimes in Western Canada and governmental royalty, incentive and taxation policies usually through management experience or a legal background are important since such experiences assist our board in more effectively carrying out its compliance oversight responsibilities and support our board in understanding the regulatory trends shaping the oil and gas industry and assessing our strategic response to such trends.
<i>Corporate Governance</i>	A broad understanding of good corporate governance usually through experience as a board member or as a senior executive officer is valued in light of the competing demands of stakeholders and the increasingly complex governance environment in which public companies operate.

The following table outlines the experience and background of, but not necessarily the technical expertise of, the individual nominees of our board based on information provided by such individuals:

Name	Executive Leadership	Enterprise Risk Assessment	Value Creation	Environmental, Social and Governance Operations	Reserves and Resource Evaluation	Compensation and Human Resources	Accounting & Finance	Legal, Regulatory and Governmental	Corporate Governance
Ronald J. Eckhardt	✓	✓	✓	✓	✓	✓		✓	✓
Pentti O. Karkkainen	✓	✓	✓	✓	✓	✓	✓		✓
Keith A. MacPhail	✓	✓	✓	✓	✓	✓		✓	✓
Ronald J. Poelzer	✓	✓	✓	✓	✓		✓		✓
Brian G. Shaw	✓		✓	✓		✓	✓		✓
Sheldon B. Steeves	✓	✓	✓	✓	✓	✓			✓
Deborah S. Stein	✓	✓	✓	✓		✓	✓	✓	✓
Jonathan A. Wright	✓	✓	✓	✓	✓	✓		✓	✓
Grant A. Zawalsky	✓	✓	✓	✓		✓		✓	✓
Total	9/9	8/9	9/9	98/9	4/9	6/9	8/9	4/9	9/9

Additional Disclosure Relating to Proposed Directors

Except as otherwise disclosed herein or in connection with the other matters described below, none of our directors (nor any personal holding company of any of such persons) is, as of the date hereof, or was within ten years before the date hereof, a director, chief executive officer or chief financial officer of any company (including us), that was subject to a cease trade order (including a management cease trade order), an order similar to a cease trade order or an order that denied the relevant company access to any exemption under securities legislation, in each case that was in effect for a period of more than 30 consecutive days that was issued while the director was acting in the capacity as director, chief executive officer or chief financial officer; or that was issued after the director ceased to be a director, chief executive officer or chief financial officer and which resulted from an event that occurred while that person was acting in the capacity as director, chief executive officer or chief financial officer.

None of our directors (nor any personal holding company of any of such persons) is, as of the date hereof, or has been within the ten years before the date hereof, a director or executive officer of any company (including us) that, while that person was acting in that capacity, or within a year of that person ceasing to act in that capacity, became bankrupt, made a proposal under any legislation relating to bankruptcy or insolvency or was subject to or instituted any proceedings, arrangement or compromise with creditors or had a receiver, receiver manager or trustee appointed to hold its assets other than Mr. Zawalsky who was formerly a director of Endurance Energy Ltd. (a private company engaged in the exploration and production of natural gas) which filed for creditor protection under the *Companies Creditors' Arrangement Act* on May 30, 2016. Mr. Zawalsky resigned as a director of Endurance Energy Ltd. on November 1, 2016.

None of our directors (nor any personal holding company) or any such person has, within the ten years before the date hereof, become bankrupt, made a proposal under any legislation relating to bankruptcy or insolvency, or become subject to or instituted any proceedings, arrangement or compromise with creditors, or had a receiver, receiver manager or trustee appointed to hold the assets of the director.

None of our directors (nor any personal holding company of any of such persons) has been subject to any penalties or sanctions imposed by a court relating to securities legislation or by a securities regulatory authority or has entered into a settlement agreement with a securities regulatory authority or any other penalties or sanctions imposed by a court or regulatory body that would likely be considered important to a reasonable investor in making an investment decision.

Appointment of Auditors

Our board recommends the appointment of the firm of KPMG LLP, Independent Registered Chartered Professional Accountants, as our auditors, to hold office until the next annual meeting of our shareholders. Our board will also be authorized to set the fees paid to KPMG LLP.

KPMG LLP has acted as our auditors since 2003. In 2017, an internal assessment of KPMG LLP was undertaken by the board of directors and NuVista management to assess the performance of KPMG LLP as our auditors. The assessment concluded KPMG LLP was providing the necessary services and the quality thereof was sufficient to maintain KPMG LLP as our recommended auditors. Our board and management will conduct a similar assessment at least every five years.

The following table provides information about the fees billed to us for professional services rendered by KPMG LLP during fiscal 2018 and 2019:

Type of Work	2019 Fees (\$)	2018 Fees (\$)
Audit fees ⁽¹⁾	355,000	488,000
Audit related fees ⁽²⁾	-	58,500
Tax fees ⁽³⁾	22,500	3,750

Notes:

- (1) Audit fees consist of fees for the audit of our annual financial statements or services that are normally provided in connection with statutory and regulatory filings or engagements.
- (2) Audit related fees consist of fees for assurance and related services that are reasonably related to the performance of the audit or review of our financial statements and are not reported as audit fees.
- (3) Tax fees include tax compliance, tax advice, tax planning and compilation of tax returns.

Advisory Vote on Executive Compensation

The underlying principle for executive compensation throughout NuVista is "pay-for-performance". We believe that this philosophy achieves the goal of attracting and retaining excellent employees and executive officers, while rewarding the demonstrated behaviors that reinforce our values and help us to deliver on our corporate objectives.

Our board believes that shareholders should have the opportunity to fully understand the objectives, philosophy and principles that guide the executive compensation-related decisions made by our Compensation Committee (now our Corporate Governance & Compensation Committee). Shareholders are encouraged to review the *Executive Compensation* section of this information circular - proxy statement, which discusses our compensation philosophy and approach to executive compensation, what our named executive officers are paid, and how their respective levels of compensation are determined.

As part of our ongoing commitment to corporate governance, our board of directors has approved a non-binding advisory vote on executive compensation at the meeting with the intention that this shareholder advisory vote will form an integral part of our ongoing process of engagement between our shareholders and our board of directors relating to executive compensation. We will disclose the results of the shareholder advisory vote as a part of our report on voting results for the meeting. At our last annual shareholders meeting we received over 99% support for our advisory vote on executive compensation.

As this is an advisory vote, the results will not be binding upon our board of directors. Our board, and specifically the Corporate Governance & Compensation Committee, will not be obligated to take any compensation actions, or make any adjustments to executive compensation programs or plans, as a result of the vote. However, the Corporate Governance & Compensation Committee and our board of directors will take into account the results of the vote, together with feedback received from our shareholders, in considering our approach to compensation in the future.

In the event that there is a significant vote against or the advisory resolution is not approved by a majority of the votes cast at the meeting, our board of directors will consult with shareholders (particularly those who are known to have voted against it) to understand their concerns and will review our approach to compensation in the context of those concerns. Results from this review, if necessary, will be discussed in our information circular - proxy statement for the shareholders meeting to be held in 2021. Shareholders may contact our Corporate Secretary by mail at our head office at Suite 2500, 525 – 8th Avenue S.W., Calgary, Alberta, T2P 1G1, if they wish to share their views on executive compensation with our board of directors.

At the meeting, shareholders will be asked to vote on the following resolution:

"BE IT RESOLVED, on an advisory basis and not to diminish the role and responsibilities of the board of directors of NuVista Energy Ltd., that the shareholders accept the approach to executive compensation disclosed in the information circular - proxy statement of NuVista Energy Ltd. dated March 20, 2020."

Our board of directors recommends that shareholders vote FOR the non-binding advisory resolution regarding our approach to executive compensation.

Matters Respecting our Stock Option Plan

Amendment to our Stock Option Plan

At the meeting, shareholders will be asked to vote on an ordinary resolution approving an amendment to our stock option plan to increase the maximum number of common shares reserved for issuance under the plan from 9,500,000 common shares to 10,445,000 common shares. Our board has approved this amendment.

Assuming approval of the 945,000 increase in the number of common shares available for stock option grants, the total number of common shares that will be available for stock option grants following the meeting will be 1,796,539 common shares (0.8% of our issued and outstanding common shares as at March 20, 2020). We currently have 851,539 common shares available for grants of stock options under the stock option plan.

The following table summarizes the activity in our stock option plan since it was implemented in 2013:

	Stock Options Outstanding	Stock Options Available for Future Grants	Maximum Number of Common Shares Issuable
Opening Balance		9,500,000	9,500,000
Grant Activity:			
Granted	12,581,924	(12,581,924)	
Exercised	(1,111,366)	-	(1,111,366)
Cancelled/Expired	(3,933,463)	3,933,463	
Proposed Increase		945,000	945,000
Balance	7,537,095	1,796,539	9,333,634
% of Shares Outstanding	3.3%	0.8%	4.1%

The amendment to our stock option plan has been approved by the Toronto Stock Exchange, subject to shareholder approval.

We have also made various "housekeeping" amendments to our stock option plan which have been approved by the Toronto Stock Exchange and which do not require shareholder approval.

A summary of our amended stock option plan is provided below under "*Executive Compensation – Long-term Incentive Plans – Stock Option Plan*" and a copy of the plan will be filed on our profile on the SEDAR website at www.sedar.com on or about April 1, 2020 under the category "Other Securityholder Documents".

Text of Resolution

At the meeting, shareholders will be asked to consider and, if thought fit, pass an ordinary resolution substantially in the form set forth below:

"BE IT RESOLVED as an ordinary resolution that:

1. The amendment to the stock option plan of NuVista Energy Ltd. (the "Corporation") increasing the maximum number of common shares reserved for issuance under the plan from 9,500,000 common shares to 10,445,000 common shares is hereby ratified, confirmed and approved; and
2. Any officer or director of the Corporation be and is hereby authorized for and on behalf of the Corporation (whether under its corporate seal or otherwise) to execute and deliver all such documents and instruments and to take all such other actions as such officer or director may deem necessary or desirable to implement this resolution and the matters authorized hereby, such determination to be conclusively evidenced by the execution and delivery of such documents and other instruments or the taking of any of such actions."

In order to be passed, the above ordinary resolution must be approved by a majority of the aggregate votes cast by shareholders at the meeting. **Management recommends that shareholders vote FOR the above resolution. The persons named in the enclosed form of proxy intend to vote FOR this resolution unless expressly directed to the contrary.**

Matters Respecting our Share Award Incentive Plan

Amendment to our Share Award Incentive Plan

At the meeting, shareholders will be asked to vote on an ordinary resolution to approve an amendment to our share award incentive plan to increase the maximum number of common shares reserved for issuance under the plan from 3,750,000 common shares to 10,100,000 common shares. Our board has approved this amendment.

Assuming approval of the 6,350,000 increase in the number of common shares available for share award grants, the total number of common shares that will be available for share award grants following the meeting will be 6,757,500 common shares (3.0% of our issued and outstanding common shares as at March 20, 2020). We currently have 407,500 common shares available for grants of share awards under the share award incentive plan.

Given the unprecedented volatility in NuVista and industry share prices as a result of the world COVID-19 crisis, we intend to manage our long-term incentive programs to maintain a maximum annual cap on burn rate of 2% in order to protect shareholder dilution.

The following table summarizes the activity in our share award incentive plan since it was first implemented in 2011:

	Share Awards Outstanding	Awards Available for Future Grants	Maximum Number of Common Shares Issuable
Opening Balance		3,750,000	3,750,000
Grant Activity:			
Granted	3,585,114	(3,585,114)	
Settled	(1,346,994)		(1,346,994)
Cancelled	(242,614)	242,614	
Proposed Increase		6,350,000	6,350,000
Balance	1,995,506	6,757,500	8,753,006
% of Shares Outstanding	0.9%	3.0%	3.9%

Our amended share incentive award plan has been approved by the Toronto Stock Exchange, subject to shareholder approval.

We have also made various "housekeeping" amendments to our share award plan which have been approved by the Toronto Stock Exchange and which do not require shareholder approval.

A summary of our amended share award plan is provided below under "*Executive Compensation – Long-term Incentive Plans – Share Award Plan*" and a copy of the plan will be filed on our profile on the SEDAR website at www.sedar.com on or about April 1, 2020 under the category "Other Securityholder Documents".

Text of Resolution

At the meeting, shareholders will be asked to consider and, if thought fit, pass an ordinary resolution substantially in the form set forth below:

"BE IT RESOLVED as an ordinary resolution that:

1. The amendment to the share award plan of NuVista Energy Ltd. (the "Corporation") increasing the maximum number of common shares reserved for issuance under the plan from 3,750,000 common shares to 10,100,000 common shares is hereby ratified, confirmed and approved; and
2. Any officer or director of the Corporation be and is hereby authorized for and on behalf of the Corporation (whether under its corporate seal or otherwise) to execute and deliver all such documents and instruments and to take all such other actions as such officer or director may deem necessary or desirable to implement this resolution and the matters authorized hereby, such determination to be conclusively evidenced by the execution and delivery of such documents and other instruments or the taking of any of such actions."

In order to be passed, the above ordinary resolution must be approved by a majority of the aggregate votes cast by shareholders at the meeting. **Management recommends that shareholders vote FOR the above resolution. The persons named in the enclosed form of proxy intend to vote FOR this resolution unless expressly directed to the contrary.**

DIRECTOR COMPENSATION

Our board, through the Corporate Governance & Compensation Committee, is responsible for the development and implementation of a compensation plan for our directors who are not also officers. We do not pay any compensation to officers for acting as a director. For information concerning the compensation paid to Mr. Wright who is also our President and Executive Officer, see *Executive Compensation*.

The main objectives of our compensation plan for directors are to attract and retain the services of the most qualified individuals and to compensate our directors in a manner that is commensurate with the risks and responsibilities assumed in board and committee membership and at a level that is similar to the compensation paid to directors of a peer group of oil and gas companies. In addition, our philosophy of using compensation to foster a culture of ownership also extends to our director compensation policies.

The total compensation structure for non-employee directors for 2019 consisted of annual retainers and a semi-annual equity award provided in the form of deferred share units or DSUs. Each DSU represents the right to receive a cash payment equivalent to the fair market value of our common shares, or in the case of a DSU issued in lieu of board and committee retainers and meeting fees only, at our election, a common share issued from treasury, therefore having the same upside and downside risk as the value of our common shares.

Fees and Retainers

Effective January 1, 2019, we amended our compensation structure for directors and eliminated meeting attendance fees and replaced them with an increase in the annual retainer to \$55,000 from the previous \$40,000.

In 2019, our non-employee directors received cash retainers which were paid on a quarterly basis. They are also reimbursed for travel expenses related to their attendance at meetings.

The following table displays the compensation structure for 2019 for our non-employee directors:

Annual Retainers	Amount (\$)⁽¹⁾
Annual Board Retainer	55,000
Additional Board Retainers:	
Board Chair Retainer	40,000
Lead Director Retainer	7,000
Audit Committee Chair Retainer	14,000
Audit Committee Member Retainer	5,600
Other Committee Chair Retainers	7,000
Other Committee Member Retainers	3,750

Note:

- (1) Each year, a non-employee director may elect to receive all or part of his or her annual remuneration in the form of deferred share units.

Incentive Compensation

We previously granted stock options to our directors, although we have not granted any stock options to our directors since 2014. As at December 31, 2019, our non-management directors held an aggregate of 5,000 stock options, which represented less than 0.01% of our issued and outstanding common shares as at such date. For information regarding the outstanding options held by the independent directors, see *Directors Outstanding Option-Based and Share-based Awards* and *Directors Incentive Plan Awards – Value Vested or Earned during the Year* below.

In May of 2016, we implemented a directors' deferred share unit plan for our non-management directors. The DSU Plan is the only active form of long term incentive compensation for our non-management directors. A copy of our current DSU Plan has been filed on our profile on the SEDAR website at www.sedar.com on April 1, 2019 under the category "Other Securityholders Documents".

Our directors receive a semi-annual grant of deferred share units under the deferred share unit plan. Our directors are also able to elect to take all or a portion of their annual board and committee retainers and meeting attendance fees in the form of deferred share units.

Each deferred share unit represents the right to receive a cash payment equivalent to the fair market value of our common shares, or in the case of a deferred share issued in lieu of board and committee retainers and meeting fees only, at our election, a common share issued from treasury. Deferred share units vest once they are credited to the director's deferred share unit account and may only be redeemed after the director ceases to be a director. In 2019, we granted an aggregate of 244,167 deferred share units to our non-management directors, of which 73,983 deferred share units were issued in 2019 in lieu of cash fees and may, at our option, be settled in common shares.

The following is a detailed description of the terms of our deferred share unit plan.

Deferred Share Unit Plan

The deferred share unit plan allows our Corporate Governance & Compensation Committee to grant deferred share units to members of our board, who are not also full time employees of us or one of our subsidiaries, partnerships, trusts or other controlled entities.

The purposes of the deferred share unit plan are to: (i) promote greater alignment of the interests between our directors and our shareholders by providing a means to accumulate a financial interest in us that corresponds to the risk, responsibility and commitment of directors; (ii) support compensation that is competitive and rewards our long term success as measured in total shareholder return; and (iii) attract and retain qualified individuals with the experience and ability to serve as directors.

The deferred share unit plan is administered by our Corporate Governance & Compensation Committee. Subject to the Corporate Governance & Compensation Committee's reporting to and obtaining approval from our board on all matters relating to the deferred share unit plan, the Corporate Governance & Compensation Committee has sole and absolute discretion to administer the plan.

The Corporate Governance & Compensation Committee authorizes the amount of deferred share units to be granted to each of the participants for each calendar year, and the date that the grant becomes effective. In cases where a participant becomes a board member after the deferred share units for that calendar year have been granted, deferred share units may be granted as of the date of the appointment to our board and in such amount as determined by the Corporate Governance & Compensation Committee. The Corporate Governance & Compensation Committee may also from time to time determine that special circumstances justify the approval of a grant of deferred share units in addition to the other compensation to which the participant is entitled.

Participants may also elect to receive all or part of their annual retainer remuneration that is otherwise payable in cash, in the form of deferred share units. In order to do so, participants must complete a written election form by no later than December 1 of the calendar year preceding the year in which the participant earns the deferred remuneration. For individuals who become participants after the commencement of a calendar year, and for the year in which the deferred share unit plan is established, participants may make an election within 30 days of becoming a director or the establishment of the plan. A participant's election for the latest calendar year will continue to apply to subsequent calendar years until the participant submits another election in respect of a calendar year. Participants may only file one election in respect of a calendar year, and that election is irrevocable for that calendar year.

Deferred share units are not transferable or assignable.

Subject to an extension for blackouts, we credit deferred share units in respect of an election to a participant's deferred share unit account on the date that the remuneration would otherwise be payable. The number of deferred share units credited is determined by dividing the amount of the participant's deferred remuneration by the fair market value (as defined in the plan) of our common shares on the date the deferred share units are credited.

The number of common shares reserved for issuance from time to time pursuant to outstanding deferred share units granted and outstanding under the plan is limited to 500,000 common shares.

If any deferred share units granted under the plan expire, terminate or are cancelled for any reason without the common shares issued thereunder having been issued in full, any unissued common shares to which such deferred share units relate shall be awardable for the purposes of granting of further deferred share units.

The aggregate number of deferred share units granted to any single holder cannot exceed 1% of our issued and outstanding common shares (including common shares issuable upon exchange or conversion of any of our fully paid securities or those of our controlled entities that are exchangeable or convertible into common shares). The value of all DSUs granted to any one non-management director during a calendar year, as calculated on the grant date (excluding DSUs granted in lieu of board and committee retainers and meeting fees) shall not exceed \$150,000.

In accordance with the rules of the Toronto Stock Exchange, the number of common shares issued to insiders within one year pursuant to the plan, and issuable to insiders at any time, under the plan or when combined with all of our other security based compensation arrangements, shall not exceed 10% of our issued and outstanding shares (including common shares issuable upon exchange or conversion of any of our fully paid securities or those of our controlled entities that are exchangeable or convertible into common shares).

Dividends paid, if any, on our common shares before the maturity date of the deferred share units will be credited as deferred share units to the participant's account as of the dividend payment date.

Deferred share units vest immediately upon being credited to a participant's account.

Following the date on which the participant ceases to hold all positions with us and our subsidiaries, partnerships, trusts or other controlled entities (the "Termination Date"), except as a result of death, all deferred share units credited to a participant's account will be redeemed as of the maturity date. The maturity date for US taxpayers is the Termination Date.

For directors who are not US taxpayers, the maturity date is December 1 of the calendar year immediately following the year of the Termination Date. Directors may file an irrevocable maturity date acceleration election subsequent to the Termination Date. Subject to the exceptions below, the elected maturity date must be no earlier than 180 days after the Termination Date and no later than December 1st of the calendar year following the Termination Date. The elected maturity date may be any time between the Termination Date and December 1st of the following calendar year, if one of the following exceptions apply: (i) the director resigns pursuant to the "majority voting" or similar policy; (ii) the director fails to be elected as a director at a shareholder meeting after being included as a nominee in our information circular; or (iii) the director is removed from office by a vote of shareholders.

Following a participant's Termination Date except as a result of death, the participant will have the right to have the deferred share units credited to their account redeemed by us. All deferred share units and dividend entitlements thereon (if any) will be redeemed for a cash payment except that, at our election, we may redeem deferred share units and dividend entitlements thereon (if any) issued as compensation for annual board and committee retainers and meeting attendance fees, in cash or through the issuance of common shares from treasury or purchased on the market and any combination of these. The cash payment

will be equal to the number of deferred share units and dividend entitlements thereon (if any) in the participant's account as of the Termination Date, multiplied by the fair market value of our common shares determined at the maturity date.

If a participant dies while in office, or after ceasing to hold any position with us and our subsidiaries, partnerships, trusts or other controlled entities but before the maturity date, we must make a lump sum cash payment to the participant's legal representative within 90 days of the participant's death. The cash payment will be equal to the number of deferred share units in the participant's account as of the date of the participant's death, multiplied by the fair market value of our common shares determined at the date of death.

Participants have no further rights respecting any redeemed deferred share units. Deferred share units are deemed cancelled upon redemption.

The deferred share unit plan may be amended, modified or terminated by our board of directors without shareholder approval, subject to any required approval of the Toronto Stock Exchange. Notwithstanding the foregoing, the deferred share unit plan and any deferred share units granted under the plan may not be amended without shareholder approval to: (a) increase the fixed number of common shares available to be issued under outstanding deferred share units at any time; (b) extend the term of any outstanding deferred share units; (c) permit a holder to transfer or assign deferred share units to a new beneficial holder other than in the case of death of the holder; (d) increase the number of common shares that may be issued to participants above the restrictions in the deferred share unit plan; (e) increase the number of common shares that may be issued to insiders above the restriction contained in the deferred share unit plan; or (f) amend the amendment provision.

In addition, no amendment to the deferred share unit plan or deferred share units granted pursuant to the plan may be made without the consent of the holder, if it adversely alters or impairs any right previously granted to such holder under the deferred share unit plan.

The deferred share unit plan also contains anti-dilution provisions which allow our board of directors to make such adjustments to the plan and to any deferred share units as our board of directors may, in its sole discretion, consider appropriate in the circumstances to prevent dilution or enlargement of the rights granted to participants thereunder.

Directors' Summary Compensation Table

The following table sets forth for the year ended December 31, 2019, information concerning the compensation paid to our non-management directors:

Name	Fees Earned and Payable in Cash ⁽¹⁾⁽³⁾	Fees Earned and Payable in Share Based Awards ⁽²⁾⁽³⁾⁽⁴⁾	Other Share Based Awards ⁽⁵⁾	Total
	(\$)	(\$)	(\$)	(\$)
Keith A. MacPhail	-	102,500	60,124	162,624
Ronald J. Eckhardt	-	62,000	60,124	122,124
Pentti O. Karkkainen	74,600	-	60,124	134,724
Ronald J. Poelzer	64,350	-	60,124	124,474
Brian G. Shaw	30,300	30,300	60,124	120,724
Sheldon B. Steeves	62,500	-	60,124	122,624
Deborah S. Stein	72,750	-	60,124	132,874
Grant A. Zawalsky ⁽⁶⁾	31,000	31,000	60,124	122,124

Notes:

- (1) Represents fees earned and payable in cash during the year, regardless of when paid.
- (2) Represents fees earned and payable in deferred share units regardless of when paid.
- (3) Our deferred share unit plan which allows our directors to take all or a portion of their annual board and committee retainers and meeting attendance fees in the form of cash or deferred share units. Each deferred share unit represents the right to receive a cash payment equivalent to the fair market value of our common shares, or in the case of a deferred share issued in lieu of board and committee retainers and meeting fees only, at our election, a common share issued from treasury.
- (4) These share-based awards consist of deferred share units granted to the director in lieu of cash fees. The value is calculated based on our weighted average share price for the five trading days immediately preceding the date the deferred share unit was awarded.
- (5) These share-based awards consist of deferred share units which are determined and awarded semi-annually. The value is calculated based on our weighted average share price for the five trading days immediately preceding the date the deferred share unit was awarded (\$3.59 and \$2.36 respectively).
- (6) Mr. Zawalsky is the Managing Partner of Burnet, Duckworth & Palmer LLP, a firm that provides legal services to us.
- (7) We do not provide pension benefits, non-equity incentives or other compensation to non-management directors and have not granted option-based awards to our non-management directors since 2014.

Directors' Outstanding Option-Based Awards and Share-Based Awards

The following table sets forth for each non-employee director, all option-based awards and share-based awards outstanding at the end of the year ended December 31, 2019:

Name	Option-based Awards				Share-based Awards		
	Number of securities underlying unexercised options (#)	Option exercise price (\$)	Option expiration date	Value of unexercised in-the-money options ⁽¹⁾ (\$)	Number of share based awards units of shares that have not vested (#)	Market or payout value of share-based awards that have not vested (\$)	Market or payout value of vested share-based awards not paid out or distributed ⁽²⁾ (\$)
Keith A. MacPhail	-	-		-	-	-	407,213
Ronald J. Eckhardt	-	-		-	-	-	291,993
Pentti O. Karkkainen	-	-		-	-	-	262,875
Ronald J. Poelzer	-	-		-	-	-	154,970
Brian G. Shaw	5,000	9.57	May 9, 2020	-	-	-	227,313
Sheldon B. Steeves	-	-		-	-	-	145,821
Deborah S. Stein	-	-		-	-	-	145,821
Grant A. Zawalsky	-	-		-	-	-	222,467

Notes:

- (1) Calculated based on the difference between the market price of our common shares at December 31, 2019 of \$3.19 and the exercise price of the options.
- (2) The value is based on the market price of our common shares at December 31, 2019 of \$3.19.

Directors' Incentive Plan Awards – Value Vested or Earned During the Year

Name	Share-based awards granted in lieu of cash fees – Value vested during the year ⁽¹⁾ (\$)	Other Share-based awards – Value vested during the year ⁽²⁾ (\$)
Keith A. MacPhail	102,500	60,124
Ronald J. Eckhardt	62,000	60,124
Pentti O. Karkkainen	-	60,124
Ronald J. Poelzer	-	60,124
Brian G. Shaw	30,300	60,124
Sheldon B. Steeves	-	60,124
Deborah S. Stein	-	60,124
Grant A. Zawalsky	31,000	60,124

Notes:

- (1) These share-based awards consist of deferred share units granted to the director in lieu of cash fees. The value is calculated based on our weighted average share price for the five trading days immediately preceding the date the deferred share unit was awarded.
- (2) These share-based awards consist of deferred share units which are determined and awarded semi-annually. The value is calculated based on our weighted average share price for the five trading days immediately preceding the date the deferred share unit was awarded (\$3.59 and \$2.36 respectively).
- (3) We have not granted option-based awards to our non-management directors since 2014.

CORPORATE GOVERNANCE PRACTICES

Independence

Our Chair is independent and the majority of our board of directors is independent. Our board of directors has determined that Messrs. Eckhardt, Karkkainen, MacPhail, Poelzer, Shaw, Steeves and Zawalsky and Ms. Stein are independent.

Our board has determined that Mr. Wright is not independent as he is our President and Chief Executive Officer.

Mr. Zawalsky is the Managing Partner of Burnet, Duckworth & Palmer LLP who provides legal services to us. Our board has concluded that Mr. Zawalsky is independent and capable of exercising independent judgement after considering, among other things:

- that the fees charged by Burnet, Duckworth & Palmer LLP to us are less than 1% of Burnet, Duckworth & Palmers LLP's total income;
- his equity interest in Burnet, Duckworth & Palmer LLP;
- his common share ownership position and personal financial circumstances; and
- the statutory guidance with respect to the meaning of independence contained in National Instrument 58-101 – *Disclosure of Corporate Governance Practices*.

Our independent board members conduct "in-camera" sessions as part of the agenda of all board and committee meetings, generally immediately following the scheduled business.

The following directors are presently directors of other issuers that are reporting issuers (or the equivalent):

Name	Names of Other Issuers
Keith A. MacPhail	Bonavista Energy Corporation and Cenovus Energy Inc.
Ronald J. Eckhardt	Athabasca Oil Corporation
Pentti O. Karkkainen	AltaGas Ltd.
Ronald J. Poelzer	Bonavista Energy Corporation
Brian G. Shaw	Ovintiv Inc.
Sheldon B. Steeves	Enerplus Corporation and PrairieSky Royalty Ltd.
Deborah S. Stein	Aecon Group Inc, Parkland Fuel Corporation and Trican Well Service Ltd.
Jonathan A. Wright	None
Grant A. Zawalsky	PrairieSky Royalty Ltd., Whitecap Resources Inc. and Zargon Oil & Gas Ltd.

Board Mandate

Our board is responsible for our stewardship with oversight in several key areas including vision, strategy and leadership, risk management, succession planning, and corporate governance practices. The board's duties are set out in the Board Mandate which is found in Schedule A and on our website at www.nuvistaenergy.com.

Our board, in part, performs its mandated responsibilities through the activities of its five committees: the Audit Committee, Corporate Governance & Compensation Committee, Reserves Committee and Executive Committee. Each of the five committees has their own mandate as described below.

Committee Membership and Responsibilities

In March 2020, we amended our committees by combining our Compensation Committee and our Governance and Nominating Committee into our Corporate Governance & Compensation Committee, by establishing our ESG Committee and by discontinuing our Executive Committee. The first cycle for the new committee format will be in May of 2020.

Set forth below is information with respect to each of the committees of our board, including current membership and a brief description of their board approved mandate which outlines the roles and responsibilities of the committee. The full text of the mandate of each committee is available on our website www.nuvistaenergy.com.

Audit Committee	
Current Members	<p>All members of the Audit Committee are independent and financially literate.</p> <ul style="list-style-type: none"> • Deborah S. Stein (Chair) • Pentti O. Karkkainen • Ronald J. Poelzer • Brian G. Shaw
Membership changes during 2019	<p>There were no changes to the composition of the Audit Committee during 2019.</p>
Mandate	<p>The committee's mandate includes:</p> <ul style="list-style-type: none"> • reviewing our annual audited financial statements and the auditors' report thereon and related public disclosure documents prior to submission to the board for approval; • reviewing our quarterly financial statements and related public disclosure prior to submission to the board for approval; • reviewing the scope of external and internal audits; • reviewing and discussing accounting and reporting policies and changes in accounting principles; • reviewing our internal control systems and procedures; and • overseeing the work of the external auditors and meeting with the external auditors independently of our management.

Audit Committee	
	<p>This committee is required to be composed of at least three individual members appointed by our board from amongst its members, all of which are to be independent within the meaning of National Instrument - 52-110 - <i>Audit Committees</i>.</p> <p>There were no substantive changes to the mandate of the Audit Committee in 2019.</p>

For more information relating to the background of the Audit Committee members, see *Biographies of our Directors* above under *Matters to be Acted Upon at the Meeting*.

The Audit Committee pre-approves all audit and non-audit services performed by our external auditor. For more information relating to the fees billed by our external auditor for audit services in 2019 and 2018, see *Appointment of Auditor* above under *Matters to be Acted Upon at the Meeting*.

Corporate Governance & Compensation Committee	
Current Members	<p>All members of the Corporate Governance & Compensation Committee are independent.</p> <ul style="list-style-type: none"> • Keith A. MacPhail (Chair) • Ronald J. Eckhardt • Pentti O. Karkkainen • Ronald J. Poelzer
Membership changes during 2019	<p>In March, 2020, our Compensation Committee and our Governance and Nominating Committee were combined to form our Corporate Governance & Compensation Committee, the members of which are set forth above. The first meeting of the newly formed committee is planned for May.</p>
Mandate	<p>The committee's mandate includes:</p> <ul style="list-style-type: none"> • assessing our corporate governance practices and making recommendations to the board with respect to corporate governance practices; • establishing a nomination process and making recommendations to the board with respect to the nomination of directors; • assessing, at least annually, the effectiveness of the board and its committees; • determining compensation and terms of employment for executives, including the granting of common shares and incentives; • approving our compensation and variable pay plans; and • assessing, at least annually, the compensation and terms of employment of our President and Chief Executive Officer. <p>This committee is required to be composed of at least three individual members appointed by our board from amongst its members, all of which are to be independent within the meaning of National Instrument 58-101 - <i>Disclosure of Corporate Governance Practices</i>.</p>
	<p>There were no substantive changes to the mandates of either the Compensation Committee or the Governance and Nominating Committee in 2019.</p>

See *Corporate Governance Practices – Committee Membership and Responsibilities* for more information in relation to the role of our Corporate Governance & Compensation Committee in determining executive compensation.

For more information relating to the background of the Corporate Governance & Compensation Committee members, see *Biographies of our Directors* above under *Matters to be Acted Upon at the Meeting*.

Reserves Committee	
Current Members	<p>All members of the Reserves Committee are independent.</p> <ul style="list-style-type: none"> • Ronald J. Eckhardt (Chair) • Keith A. MacPhail • Sheldon B. Steeves
Membership changes during 2019	<p>There were no changes to the composition of the Reserves Committee during 2019.</p>
Mandate	<p>The Reserves Committee's mandate with respect to reserves includes, in consultation with our senior engineering management:</p> <ul style="list-style-type: none"> • reviewing management's recommendations for the appointment of the independent engineers; • reviewing the terms of the independent engineers' engagement and the appropriateness and reasonableness of the proposed fees; • reviewing the scope and methodology of the independent engineers' evaluation; • reviewing any significant new discoveries, additions, revisions and acquisitions; • reviewing assumptions and consistency with prior years; • reviewing any problems experienced by the independent engineer in preparing the reserve report, including any restrictions imposed by management or significant issues on which there was a disagreement with management; and • reviewing all public disclosure documents containing reserve information prior to its release. <p>This committee is required to be composed of at least three individual members appointed by our board from amongst its members, all of which are to be independent within the meaning of National Instrument 51-101 - <i>Standards of Disclosure for Oil and Gas Activities</i>.</p> <p>There were no substantive changes to the mandate of the Reserves Committee in 2019.</p>

ESG Committee	
Current Members	<p>All members of the ESG Committee are independent.</p> <ul style="list-style-type: none"> • Sheldon B. Steeves (Chair) • Brian G. Shaw • Deborah S. Stein • Grant A. Zawalsky
Membership changes during 2019	<p>Not applicable as this committee was established in 2020 with the first meeting planned for May.</p>
Mandate	<p>The ESG Committee's mandate includes:</p> <ul style="list-style-type: none"> • oversight of climate, safety, and ESG-related risks and opportunities by reviewing, reporting and making recommendations to the board on the development, implementation and monitoring of our policies, procedures, practices and strategies to assist us to conduct our business in a safe, socially responsible, ethical and transparent manner for the benefit of all stakeholders and the communities where we operate; • oversight of the integration and consideration of climate related issues, risks and opportunities and other appropriate ESG objectives into our strategy, policies, procedures, practices and decision making process; • oversight of communication and disclosure of our climate related and other ESG performance and the process by which we identify, assess and manage climate related and other ESG risks and opportunities; and • oversight of our safety and environmental programs, risk and performance. <p>This committee is required to be composed of at least three individual members appointed by our board from amongst its members, all of which are to be independent within the meaning of National Instrument 58-101 - <i>Disclosure of Corporate Governance Practices</i>.</p>

Meeting Attendance

The following is a summary of attendance of our directors at meetings of our board and its committees for 2019:

Name	Committee Meetings Attended						Total Board and Committee Meeting Attendance
	Board Meetings Attended	Audit	Reserves	Governance and Nominating	Compensation	Executive	
Ronald J. Eckhardt	5/5	4/4 ⁽¹⁾	2/2	2/2 ⁽¹⁾	3/3 ⁽¹⁾	-/-	100%
Pentti O. Karkkainen	5/5	4/4	2/2 ⁽¹⁾	2/2 ⁽¹⁾	3/3	-/-	100%
Keith A. MacPhail	5/5	4/4 ⁽¹⁾	2/2	2/2 ⁽¹⁾	3/3	6/6	100%
Ronald J. Poelzer	5/5	4/4	2/2 ⁽¹⁾	2/2	3/3 ⁽¹⁾	6/6	100%
Brian G. Shaw	5/5	4/4	2/2 ⁽¹⁾	2/2 ⁽¹⁾	3/3 ⁽¹⁾	-/-	100%
Sheldon B. Steeves	5/5	4/4 ⁽¹⁾	2/2	2/2	3/3 ⁽¹⁾	-/-	100%
Deborah S. Stein	5/5	4/4	2/2 ⁽¹⁾	2/2 ⁽¹⁾	3/3	-/-	100%
Jonathan A. Wright	5/5	4/4 ⁽¹⁾	2/2 ⁽¹⁾	2/2 ⁽¹⁾	3/3 ⁽¹⁾	6/6	100%
Grant A. Zawalsky	5/5	4/4 ⁽¹⁾	2/2 ⁽¹⁾	2/2	3/3 ⁽¹⁾	6/6	100%

Note:

- (1) Attendance by non-committee member.

Board Nominations and Diversity Policy

Our Corporate Governance & Compensation Committee has the responsibility for establishing a nomination process and making recommendations to the board with respect to nomination of directors. See *Corporate Governance Practices – Corporate Governance & Compensation Committee* for a summary of the committee's mandate. The Corporate Governance & Compensation Committee is composed entirely of independent directors. In accordance with the mandate of the Corporate Governance & Compensation Committee, the guidelines include considering what competencies and skills the board, as a whole, should possess, the competencies and skills the board considers each existing director to possess and the competencies and skills each proposed nominee will bring to the board as well as whether the new nominee can devote sufficient time and resources to his or her duties as a member of the board. In seeking nominees, the Corporate Governance & Compensation Committee encourages input from all members of the board and may use the services of professional recruiters if required.

In 2019, we adopted an amended policy regarding board diversity which recognizes the benefits of having a diverse board of directors and that the nomination and appointment of candidates which provide for multiple perspectives, skills, expertise, industry experience and personal characteristics such as age, gender, ethnicity and other distinctions, all contribute to our continued success. These differences will be considered in determining the optimum composition of the board and when possible will be balanced appropriately. For purposes of board composition, diversity includes, but is not limited to, business experience, geography, age, gender and ethnicity and aboriginal status. In particular, our policy provides that the board should include women directors. We are committed to a merit based system for board composition within a diverse

and inclusive culture which solicits multiple perspectives. When assessing board composition or identifying suitable candidates for appointment or re-election to the board, we will consider candidates on merit against objective criteria having due regard to the benefits of diversity and the needs of the board including the existing level of representation of women on the board.

Our board of directors recognize the benefits of diversity and has established a minimum target of 20% female representation on our board by 2021. Of our nine directors, one woman is currently serving on our board, which represents 11% of our directors.

In considering suitable candidates for appointment or re-election to the board and to assist us in attaining our targeted representation, the Corporate Governance & Compensation Committee will:

- Consider all aspects of diversity to enable the committee to discharge its duties and responsibilities effectively;
- Assess the skills and backgrounds collectively represented on the board;
- Consider candidates on merit against objective criteria having due regard to the benefits of diversity on the board; and
- Engage, as deemed necessary, qualified independent external advisors to identify and assess candidates that meet the board's skills and diversity criteria.

To assess our effectiveness in promoting a diverse board, which includes an appropriate number of female directors, the Corporate Governance & Compensation Committee will annually review the skills, expertise, experience, independence and background of the board, committees and each of its individual directors to ensure that the composition of the board and committees and the skills and competencies of the members are in line with those that the Corporate Governance & Compensation Committee considers that the board and respective committees should possess. In addition, the Corporate Governance & Compensation Committee will review the number of women considered or brought forward as potential nominees for board positions when the board is looking to add additional members or replace existing members and will evaluate the skills, knowledge, experience and character of any such women candidates relative to other candidates to ensure that women candidates are being fairly considered relative to other candidates.

Any search firm engaged to assist the committee in identifying candidates for appointment to the board will be specifically directed to include diverse candidates generally, and multiple women candidates in particular. The Corporate Governance & Compensation Committee will maintain an "evergreen list" of potential board nominees. In establishing the "evergreen list" the committee will consider the criteria outlined in the skills matrix and board diversity.

In addition, each year the Corporate Governance & Compensation Committee will: (i) assess the effectiveness of the board diversity policy and related objectives; (ii) monitor and review our progress in achieving our aspirational target for gender diversity; (iii) monitor the implementation of the diversity policy; and (iv) report to the board and recommend any revisions that may be necessary.

Board Assessment

We have a formal process of assessing our board and its committees and the individual directors, under the direction of the Corporate Governance & Compensation Committee. Our process consists of an annual written director self-assessment completed by all directors as well as one-on-one personal interviews conducted by our Chair and lead director with each member of the board. The board has satisfied itself that the board, its committees and individual directors are performing effectively through this process. The most recent board effectiveness survey was completed in March of 2020 and our board of directors has determined that the required skills are well represented by the current slate of director nominees for election at the meeting.

Director Orientation and Continuing Education

Upon joining our board, a new director is provided with a directors' information binder which includes a copy of all board and committee mandates, corporate policies, relevant position descriptions, organizational structure, the structure of the board and its committees, by-laws as well as agendas and minutes for board and committee meetings for the preceding 12 months. In addition, any new director will receive presentations with respect to our operations. As part of continuing education, our board receives management presentations with respect to the operations and risks of our business at least four times per year, with a more significant presentation provided in conjunction with the annual budgeting process and annual strategic planning meeting with all directors and officers in attendance. In addition, the individual directors identify their continuing education needs through a variety of means, including discussions with management and at board and committee meetings. In 2019, we conducted a field trip including a tour of production facilities, well pads, and an active well fracture stimulation operation.

Ethical Business Conduct

Our board has adopted a Code of Business Conduct and Ethics, a copy of which is available to review at www.sedar.com and on our website at www.nuvistaenergy.com. Each employee, officer and director confirms annually that he or she has read, understood and complied with the code. Any reports of variance from the code are reported to the board.

Our board has also adopted a whistleblower policy which provides our directors, officers, employees and consultants and the general public with the ability to report, on a confidential and anonymous basis, any violations within our organization including (but not limited to), falsification of financial records, unethical conduct, harassment or theft. Our board believes that providing a forum for employees, officers, directors and others to raise concerns about ethical conduct and treating all complaints with the appropriate level of seriousness fosters a culture of ethical conduct.

Position Descriptions

Our board has developed position descriptions for each of the Chair, the President and Chief Executive Officer and the chair of each committee of our board.

Executive Succession Planning and Diversity Policy

Our board has developed a formal succession plan process for each of the executive officers, including the President and Chief Executive Officer. Our process includes:

- The presentation of formal written succession plans to the Corporate Governance & Compensation Committee and board of directors;
- The succession plans include details around each possible successor's competencies and areas requiring development, as well as a timeline and development plan;
- These plans are reviewed by the board annually with the Chief Executive Officer; and
- The board reviews the Chief Executive Officer's plan in an in-camera meeting of the independent directors.

Our board receives regular updates on the status of the succession plans and the professional development of individuals within our organization. Consistent with our board diversity policy, our board believes that the appointment of executive officers should be made on the basis of the skills, knowledge, experience and character of individual candidates and the requirements of the particular position. We believe that considering the broadest group of individuals who have the skills, knowledge, experience and character required to provide the leadership needed to achieve our business objectives is in our best interests and all of our stakeholders. We currently do not have any women serving in an executive officer position, although we have four women in management positions, which represent approximately 24% of our management positions. Although no quotas or targets have been imposed, we will strive to add female representation when considering executive appointments. This will be effected in part by ensuring that qualified female candidates are proactively sought out for consideration alongside any male candidates.

Retirement Policy / Board Tenure

We do not have a formal retirement policy for our directors or officers or a policy for term limits for our directors. We believe it is important that directors understand our industry and our business and this requires a certain length of tenure on our board. We also want diverse viewpoints and those often come from newer directors.

Our Corporate Governance & Compensation Committee considers both the term of service of individual directors, the average term of the board as a whole and turnover of directors over the prior three years when proposing a slate of nominees. The committee considers the benefits of regular renewal in the context of the needs of the board at the time and the benefits of the institutional knowledge of the board members.

As at December 31, 2019, our board was comprised of nine directors with an average tenure of 10 years. The tenure of the directors currently on our board is summarized below:

- Four of our directors (44 percent) have been on our board for a period of more than ten years;
- Three of our directors (33 percent) has been on our board for a period of six to ten years; and
- Two of our directors (22 percent) have been on our board for five years or less.

In pursuit of board renewal, Mr. Keith MacPhail will step down as our board Chair following the meeting and Mr. Pentti Karkkainen will become our new Chair. We will also eliminate the Lead Director position.

EXECUTIVE COMPENSATION

Identification of Named Executive Officers

We are required to disclose the compensation paid to our Chief Executive Officer, Chief Financial Officer, and each of the three other most highly compensated executive officers whose total annual compensation was more than \$150,000. For the year ended December 31, 2019, our named executive officers or NEOs were Jonathan Wright our President and Chief Executive Officer, Ross Andreachuk our Vice President, Finance, Chief Financial Officer and Corporate Secretary, Michael Lawford our Chief Operating Officer, Kevin Asman our Vice President, Marketing, and Ryan Paulgaard our Vice President, Production and Facilities.

Compensation Objectives and Philosophy

We have developed an executive compensation strategy built on offering a competitive compensation package, which is oriented toward developing a culture of ownership by providing long term equity-based incentives. As a result, the awarding of stock options and share awards is a significant component of our executive compensation. This approach is based on the assumption that our share price performance over the long term is an important indicator of long term performance.

Our compensation philosophy is based on the following fundamental principles:

- Our compensation programs must be aligned with shareholder interests by aligning the goals of executives with maximizing long term shareholder value;
- Our compensation to NEOs must be performance sensitive by linking compensation to our operating and market performance; and
- Our compensation programs must be market competitive in terms of value and structure in order to retain existing employees who are performing according to their objectives and to attract new individuals of the highest calibre.

Compensation Risk and Risk Mitigation

In establishing our executive compensation program our Corporate Governance & Compensation Committee considers the implication of the risks associated with our compensation program, including:

- The risk of executives taking inappropriate or excessive risks;
- The risk of inappropriate focus on achieving short term goals at the expense of long term return to shareholders;
- The risk of encouraging aggressive accounting practices; and
- The risk of excessive focus on financial returns and operational goals at the expense of regulatory, environmental and health and safety.

While no program can fully mitigate these risks we believe that many of these risks are mitigated by:

- Weighting our long term incentives towards share ownership and vesting our long term incentives over a number of years;
- Awarding a significant portion of long-term incentive compensation in the form of performance share awards which, through the payout multiplier, provide a direct link between corporate performance and the level of payout received. If threshold performance is not met, the payout multiplier will be zero and no payouts will be made under the performance share awards;
- Annual variable pay is determined by a combination of both corporate and individual performance. If a minimum threshold performance is not met, the payout could be zero and no variable pay payment would occur;
- Avoiding narrowly focused performance goals which may encourage loss of focus on providing long term shareholder return and retaining adequate discretion to ensure that our Corporate Governance & Compensation Committee and board retain their business judgement in assessing actual performance;
- Establishing a formal recoupment or "clawback" policy pursuant to which some or all incentive awards made to executives are subject to recoupment in the event of an accounting restatement resulting from misconduct;
- Establishing share ownership guidelines and imposing short selling and restrictions; and
- Establishing a strong "tone at the top" for accounting, regulatory, environmental and health and safety compliance.

Incentive Plan Design

The ability of our Corporate Governance & Compensation Committee to consider factors such as personal contributions to corporate performance and non-financial, non-production or non-reserves based elements of corporate performance allows the Corporate Governance & Compensation Committee to consider whether executive officers have attempted to bolster short term results at the expense of our long term success in determining executive compensation. In addition, as the compensation program consists of fixed (base salary) and variable (annual cash variable pay and long term incentive plan grants), the incentive for short term risk taking is balanced with the incentive to focus on generating long term sustainable value for shareholders. Stock options, restricted share awards and performance share awards which make up a significant portion of an executive officer's total compensation, generally vest over a period of time, which acts to further mitigate against the potential and inappropriate short term risk taking. There are no compensation policies and practices that are structured significantly different for any named executive officers. Our Corporate Governance & Compensation Committee and board of directors will continue to monitor compensation risk assessment practices on an ongoing basis to ensure that our compensation program is appropriately structured.

Clawback Policy

We have implemented a formal recoupment or "clawback" policy on executive incentive compensation, including, without limitation, variable pay, stock options, restricted share awards and performance share awards, that may be awarded to our Chief Executive Officer and any of our Vice-Presidents including our named executive officers when (i) any of these executives engages in willful misconduct or fraud which causes or significantly contributes to a restatement of our financial statements due to material noncompliance with any applicable financial reporting requirement under securities laws, (ii) the executive receives incentive compensation calculated on the achievement of those financial results, and (iii) the incentive compensation received would have been lower had the financial statements been properly reported. The policy provides that when a clawback is triggered, our board may, in its sole discretion and to the extent that it determines it is in our best interests to do so, require the executive to repay the amount of incentive compensation relating to the year(s) subject to the restatement (or received upon exercise or payment of incentive compensation in or following the year(s) subject to the restatement that is in excess of the incentive compensation the executive would have received if the incentive compensation had been computed in accordance with the results as restated, calculated on an after tax basis. In addition, the executive is required to repay any profits realized from the sale of our securities during a 12 month period from the date that the original financial statements that are subsequently restated were filed.

Short Selling Restrictions

Our directors and officers are not permitted to knowingly sell, directly or indirectly, any of our securities that he or she does not own or has not fully paid for. Directors and officers may not: (i) sell a call option or buy a put option in respect of our common shares or any other of our securities; (ii) enter into any financial instrument or other transaction designed to hedge or offset a decrease in the market value of our common shares; or (iii) enter into any other derivative instruments, agreements, arrangements or understanding (commonly known as equity monetization transactions) the effect of which is to alter, directly or indirectly, the director's or officer's economic interest in our securities, or the director's or officer's economic exposure to us.

Notwithstanding these prohibitions, solely in connection with the administration of our compensation plans, our directors and officers are permitted to sell through our compensation agent, currently Solium Capital Inc., common shares that are not yet owned by such director or officer provided that he or she holds stock options or other compensation related rights to acquire an equivalent number of our common shares and such director or officer has provided a notice of exercise for such stock options or other compensation rights to our compensation agent in order to facilitate the orderly settlement of such options or rights.

Share Ownership Requirements - Executives

Our executive officers are required to maintain a significant equity investment in us to align their interests with those of our shareholders and mitigate against the likelihood of undue risk taking. Our share ownership guidelines establish minimum share ownership levels for executives based on a multiple of their salary and executive level. See *Ownership Guidelines*.

Compensation Governance and Decision Making Process

The purpose of our Corporate Governance & Compensation Committee is to assist our board in fulfilling its responsibilities by monitoring our compensation plans and practices and ensuring their congruence with our objectives and goals by assessing and making recommendations regarding compensation, benefits, short and long term incentive programs and employee retention. The compensation packages awarded to our executives is substantively the same as that provided to the rest of our employees, varying only with respect to the level of compensation provided in order to remain competitive with executives within our industry. This is intended to ensure that the interests of all of our employees are aligned internally, and with the long term interests of our shareholders. Although the discussion below focuses upon our named executive officers, the same approach is broadly used for all staff. The more senior the staff, the higher the portion of "at risk" pay. Particularly at the most senior levels (executive), corporate performance target achievements are weighted more highly than personal performance although both are considered. Our newly combined Corporate Governance & Compensation Committee is currently composed of four independent directors, Mr. MacPhail (Chair), Mr. Eckhardt, Mr. Karkkainen, and Mr. Poelzer. As described under *Biographies of our Directors* above each member of our Corporate Governance & Compensation Committee has direct experience in establishing and operating executive and corporate compensation programs.

Our Chief Executive Officer presents recommendations to the Corporate Governance & Compensation Committee regarding the total budget for salary adjustments, variable pay amounts and long term incentives for all non-executive employees. Specific salary, variable pay and long term incentive recommendations for each of our executive members are presented by our Chief Executive Officer to the Corporate Governance & Compensation Committee and recommendations are made by the Corporate Governance & Compensation Committee to our board. The Corporate Governance & Compensation Committee also makes specific recommendations to our board on our Chief Executive Officer's salary, variable pay and long term incentive awards. Our board reviews all recommendations of the Corporate Governance & Compensation Committee before final approval. Any director who is also an officer is excused from the directors' meeting during any discussion of their compensation. Recommendations and approvals regarding executive salary, variable and long term incentive awards are made at the same time as that for all of our employees.

Analysis of Compensation Practices of Competitors

Aggregate compensation for each NEO is designed to be competitive. In order to assess the market competitiveness of our executive compensation programs and assist the Corporate Governance & Compensation Committee in its evaluation of compensation, we participate in the annual Mercer Total Compensation Survey for the Petroleum Industry and compare to companies with production rates of between 10,000 and 100,000 barrels of oil equivalent ("Boe") per day. In addition, we review specific publicly disclosed compensation data from selected publicly traded peer companies. For the purpose of compensation comparisons, we select peer oil and gas companies from the Toronto Stock Exchange with market capitalization which range in size from 0.5 to 3.0 times ours.

In 2019, we considered data from for the following twenty publicly traded companies:

Advantage Oil & Gas Ltd.	Obsidian Energy Ltd.
Athabasca Oil Corp.	Painted Pony Energy Ltd.
Baytex Energy Corp.	Paramount Resources Ltd.
Birchcliff Energy Ltd.	Parex Resources Inc.
Bonavista Energy Corporation	Pengrowth Energy Corporation
Bonterra Energy Corp.	Peyto Exploration & Development Corp.
Cardinal Energy Ltd.	Storm Resources Ltd.
Crew Energy Inc.	Surge Energy Inc.
Enerplus Corporation	TORC Oil & Gas Ltd.
Kelt Exploration Ltd.	Whitecap Resources Inc.

The purpose of reviewing the Mercer and peer company data is to:

- Understand the competitiveness of current salaries, variable payment levels and long term incentives for staff and for each executive position relative to companies of similar size;
- Identify and understand any gaps that may exist between actual compensation levels and market compensation levels; and
- Establish a basis for developing salary adjustments and short and long term incentive awards.

Elements of Compensation and Compensation Mix

In 2019, our executive compensation consisted of essentially four components: (1) base salary; (2) variable pay - an annual payment for short term incentive; (3) long term incentive compensation; and (4) other benefits, as more fully described in the table below:

	Not at Risk Compensation		At Risk Compensation	
	Base Salary	Other Benefits	Variable Pay	Long Term Incentives
Description	Fixed amount of pay for day to day work	Includes health benefits, insurance, Employee Stock Savings Plan and parking	Lump sum cash payment for prior calendar year performance	Long term incentives are split with 50% from stock options, 20% from restricted share awards ("RSAs") and 30% from performance share awards ("PSAs") ⁽¹⁾
Purpose	Compensates for executive's role, experience and performance	To assist in share ownership, the health and the well-being of the executives and their families	To recognize achievement of prior year's corporate and individual performance targets	To align compensation with long term strategy and overall long term corporate performance
Determination	Based on peer market data (including Mercer), performance and scope of duties	Components are based primarily on industry norms and value determined as a percentage of base salary	On corporate and individual performance and achievement of prior year targets	On corporate and individual long term performance versus industry
Timing of Payment or Grant	Bi-monthly (twice per month)	Bi-monthly (twice per month)	Annually	Options, RSAs and PSAs are granted semi-annually and vest as follows: Options – vest in thirds over 3 years, expire 2.5 years after vesting RSAs – cliff vest two years after grant anniversary PSAs – cliff vest three years after grant anniversary

Note:

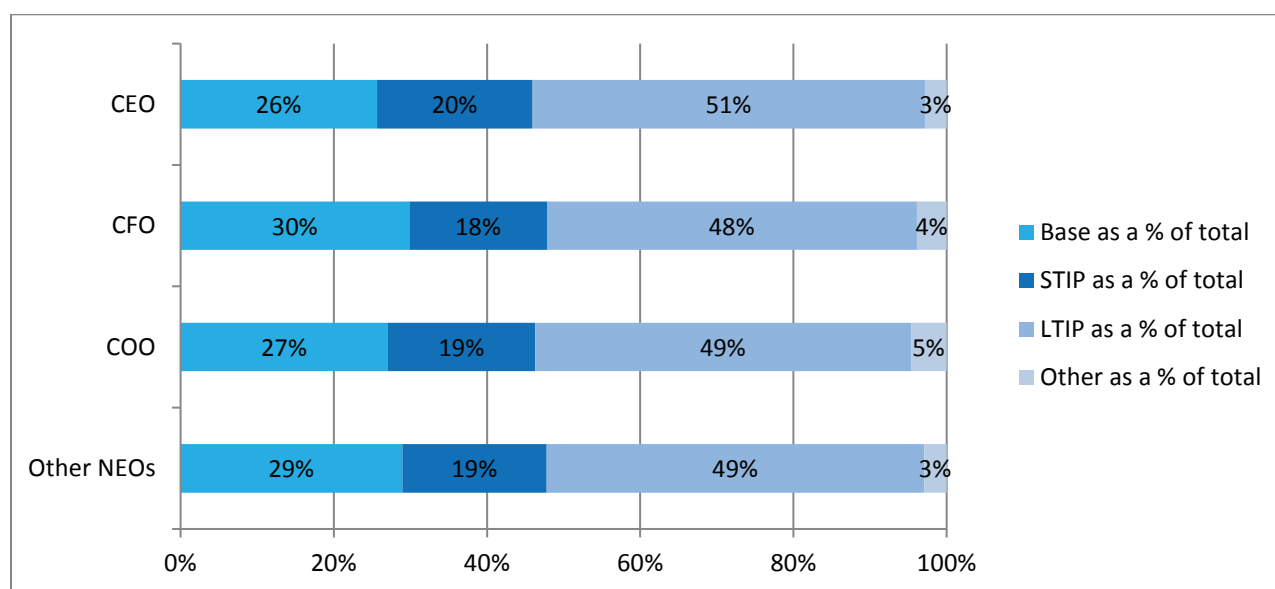
- (1) Effective January 1, 2020, we amended our long-term incentives grant practice so that going forward long term incentive grants for our executives will be split as follows: 30% stock options, 20% RSAs and 50% PSAs.

Performance Evaluations

In establishing base salary and long term incentive compensation levels, the Corporate Governance & Compensation Committee uses current levels of compensation as the starting point and adjusts this based on certain factors including company and individual performance and industry and competitor analysis. By contrast, the annual variable pay amount is a complete reset annually and is based on achievement of annual corporate and individual targets. Depending on those results, the variable pay is pegged at the appropriate point in a predetermined range which is chosen to be competitive with the industry.

"At risk" refers to the fact that the payment is not guaranteed. A significant percentage of each executive's total compensation is comprised of variable pay and long term incentives which are directly linked to corporate and individual performance. The salary component provides a base of secure compensation necessary to attract and retain executive talent and targets the median of the Mercer data for executives. The "at risk" components, variable pay and long term incentives are designed to balance short term performance with our long term interests and motivate the superior performance of both. The long term incentive plan also aligns NEOs with shareholders and helps retain executive talent. Our employee stock savings plan further aligns NEOs with shareholders and allows NEOs to accumulate savings for retirement or other purposes. In line with our overall compensation philosophy that promotes ownership among our executives, a higher proportion of our NEO total compensation is at-risk and tied to our long term performance.

The following chart depicts 2019 at-risk total direct compensation among our NEOs:



Note:

- (1) STIP represents short term incentives (annual variable pay) and LTIP represents long term incentives (stock options and share-based awards).

In determining both variable pay and long term incentives, our Corporate Governance & Compensation Committee reviews an internal scorecard which covers key aspects of our overall corporate performance. Our performance is compared against a variety of financial and operating targets including but not limited to health, safety, environment, and other ESG factors; per share and absolute growth of: production, adjusted funds flow, and reserves. Greatest weight is given to per share metrics for the long term, however the meeting of absolute annual targets is also considered since appropriate long term funding plans can impact short term per share metrics. Also considered are operating and general & administrative costs per Boe; operating netbacks; finding and development costs and corporate recycle ratio. Greatest weight is given to management controllable items as opposed to those which are more commodity price driven.

As part of the scorecard, the Corporate Governance & Compensation Committee also considers our annual share price performance both on a standalone basis and versus industry peers, the development and execution of our longer term business strategies and other subjective elements. The Corporate Governance & Compensation Committee assesses the individual performance of our President and Chief Executive Officer and each of our other officers. Our President and Chief Executive Officer assists the Corporate Governance & Compensation Committee with the performance assessment of the other officers. This assessment considers both performance against the corporate scorecard described below and performance against specific departmental and personal goals. There is no specific numeric weighting between the NEO's performance against the corporate goals versus individual goals however heaviest weight is given by far to corporate performance, particularly for the CEO.

Corporate Variable Pay Performance Scorecard

The following table outlines our corporate scorecard for 2019 performance versus the 2019 plan, which is used for the purpose of establishing the variable pay multiplier (range of 0 - 1.5 times):

Corporate Variable Pay Scorecard 2019			
Performance Metric	2019 Target	2019 Actual	Status (Red/Yellow/Green)
Health, safety and environment ("HSE")	Various lost time accident, incident, and environment targets	Excellent safety performance with nil lost time incidents, significant improvement in 2019. All targets were met or bettered, but incurred one large water spill from a pipeline leak.	Yellow
Production – 2019 average (Boe per day)	51,000 – 54,000	50,803	Yellow
Production growth per weighted average share	12%	6%	Yellow
Capital expenditures ⁽¹⁾ - \$ millions	\$300 – \$325	\$302	Green

Corporate Variable Pay Scorecard 2019			
Performance Metric	2019 Target	2019 Actual	Status (Red/Yellow/Green)
Reserve additions – PDP ⁽²⁾⁽³⁾	27.4 MMBoe ⁽⁴⁾	29.4 MMBoe ⁽⁴⁾	Green
Reserve additions – TP+PA ⁽²⁾⁽³⁾	34.3 MMBoe ⁽⁴⁾	74.6 MMBoe ⁽⁴⁾	Green
PDP F&D ⁽⁵⁾	\$11.70/Boe	\$10.26/Boe	Green
Operating expenses per Boe	\$9.25	\$9.61	Yellow
General & Administrative expenses per Boe	\$0.95	\$0.91	Green
Adjusted funds flow ⁽¹⁾ - \$ millions	\$295	\$266	Red
Adjusted funds flow per weighted average share growth ⁽¹⁾	N/A	-15%	Red
Adjusted funds flow netback per Boe ⁽¹⁾	\$15.14	\$14.34	Red
Share price growth	15% generic	-22%	Red
Corporate recycle ratio (PDP and TP+PA) ⁽⁶⁾	1.5x PDP 1.5x TP+PA	1.4x 1.6x	Green
Strategic Initiatives			
Advance Montney play and full field development plan	Execution of key 5 year plan initiatives	Yes	Green
Manage egress and processing plan	Continue enhancing plan	Yes	Green
Execute asset divestitures - \$ millions	\$3 – \$10	\$0.23	Yellow
Manage net debt to adjusted funds flow ratio ⁽¹⁾	1.5 – 2.0x	2.1	Yellow

Notes:

- (1) Capital expenditures, adjusted funds flow and net debt to adjusted funds flow do not have any standardized meaning prescribed by IFRS and therefore may not be comparable to similar measures presented by other companies where similar terminology is used. For further information refer to the section "Non-GAAP measures" in our management's discussion and analysis of financial conditions and results of operations for the year ended December 31, 2019. Weighted average share is the average number of common shares outstanding in the year. Adjusted funds flow netback is operating netback less general and administrative, share awards, deferred share units and interest expenses calculated on a Boe basis. Net debt to adjusted funds flow ratio is calculated by dividing net debt by adjusted funds flow. Net debt is calculated as long-term debt plus senior unsecured notes plus adjusted working capital. Adjusted working capital is current assets less current liabilities and excludes the current portions of the

financial derivative assets or liabilities, asset retirement obligations and deferred premium on flow through shares.

- (2) Reserve additions reflect 2019 drilling extensions plus technical revisions.
- (3) PDP represents proved developed producing reserves and TP + PA represents total proved plus probable reserves, in each case as per the independent reserve evaluation effective December 31, 2019.
- (4) MMBoe means million barrels of oil equivalent.
- (5) Represents finding and developed costs ("F&D") for PDP reserves, an oil and gas metric prepared by management, which does not have a standardized meaning or standard method of calculation and therefore may not be comparable to similar measures used by other companies. This finding and development cost calculation includes all exploration and development capital for that period (as outlined in our annual financial statements) plus the change in future development capital for that period. This total capital including the change in the future development capital is then divided by the change in our PDP reserves for that period including revisions for that same period. The aggregate of the exploration and development costs incurred in the most recent financial year and the change during the year in estimated future development costs generally will not reflect total finding and development costs related to reserve additions for the year.
- (6) Represents our proved developed producing recycle ratio and total proved plus probable recycle ratio, an oil and gas metric prepared by management, which does not have a standardized meaning or standard method of calculation and therefore may not be comparable to similar measures used by other companies. Proved developed producing recycle ratio has been calculated by dividing 2019 adjusted funds flow netback per Boe by our 2019 proved developed producing (excluding acquisitions) finding and development costs as shown above; total proved plus probable recycle ratio has been calculated by dividing 2019 adjusted funds flow netback per Boe by our 2019 total proved plus probable finding and development (including acquisitions) costs of \$8.94 per Boe.

When assessing performance, the Corporate Governance & Compensation Committee and our board do not apply numerical weightings to any of these categories, rather a traffic light system of green/yellow/red is applied. The evaluation of performance also involves the use of informed judgement and consideration of circumstances such as the macroeconomic environment, other external factors and internal constraints in determining overall performance. For the most part, 2019 was a successful year for us on a number of fronts as evidenced by our scorecard. The actual multiplier for variable pay in 2019 was set at 0.95x compared to the targeted range of 0 - 1.5x.

The key performance highlights in 2019 included the following:

- HSE performance was very strong including nil lost time incidents and a significant reduction in total recordable injuries as well as injury severity. Although our environmental spill frequency improved greatly, we did have one large water spill as a result of a pipeline leak. Consequently, HSE was assessed with a yellow light status;
- Continued advancement and development of full field Montney play, which included the successful commissioning of the NuVista operated Pipestone South compressor station, and bringing on stream 11 wells at Pipestone South in September, ahead of the budgeted timeline and under budget for costs;
- Prior to year end, we completed a semi-annual credit facility review and had an increase in our credit facility borrowing capacity to \$550 million with the facility tenure improved to a two year term, due to strong drilling and completion results with increased reserve lending values;

- ESG development/initiatives included the addition of 3 new waste heat recovery units for GHG reduction and the implementation of a number of methane abatement measures. We also advanced our abandonment and reclamation program significantly, properly abandoning 15 wells and 1 gas plant, as well as receiving reclamation certificates for 38 wellsites. We also donated \$320,000 to charitable community and First Nations causes in 2019.
- Significantly advanced corporate long term strategies including:
 - Further diversified our long term access to downstream gas markets;
 - Continued our commodity price risk management program to underpin ongoing capital programs and to maintain balance sheet strength;
 - Drilled and placed on production another successful Lower Montney well at Pipestone South, to bring our total count of wells in this emerging zone to 5; and
 - Successfully drilled and tested two wells in the emerging Charlie Lake light oil play in the Wembley area, establishing reserves and contingent resource bookings.

Base Salaries

Typically, base salary increases are determined for all employees and executives in December of each year. The determination of 2019 executive salaries was made in December 2018 and implemented effective January 1, 2019. The economic environment has been volatile and challenging. In light of this, there were no changes to NEO base salaries in 2019, with the exception of incremental progression increases for two NEOs. For base salary, NEOs are targeted approximately to the median of the Mercer and industry peer results.

Variable Pay

NEO variable pay amounts are targeted at the appropriate point within the pre-specified ranges shown below. Individual placement within the range is dependent on the traffic light scorecard results, the board's judgement, and to some extent, the NEO's individual performance. The ranges themselves are selected based on industry competitive analysis for similar roles, and are revisited periodically to ensure continued alignment with industry. By way of example, if the majority of scorecard items were red variable pay would normally be targeted at the bottom of the range or zero. If all were green, then variable pay would be targeted towards the top of the range. However our board also considers industry conditions.

Although we participate annually in the Mercer survey, we have not engaged a compensation consultant to assist us in a review of our executive compensation system since 2017. In the first quarter of 2020, we engaged Lane Caputo Compensation Inc. to assist us in a review of our executive compensation program which resulted in recommended changes to our long-term incentive plan components to provide that effective January 1, 2020, long term incentive grants for our executives and senior staff will be split as follows: 30% stock options, 20% RSAs and 50% PSAs.

The following table sets forth the variable pay target ranges for our CEO and the other NEOs. The performance multiplier range to be applied to the table below is 0–1.5x. Our board approved a performance multiplier for variable pay of 0.95x for the year of 2019. The following table sets forth the variable pay target ranges for our CEO and the other NEOs:

NEO	Target	Actual Multiple
President and CEO	85% of base salary x range (0 - 1.5x)	0.95x
COO	75% of base salary x range (0 - 1.5x)	0.95x
All Other NEOs	65% of base salary x range (0 - 1.5x)	0.95x

Our board approved an overall 2019 company variable pay pool amount of 25% of 2019 annual salaries paid to employees including executives, or \$3.05 million.

The following table details the portion of variable pay awarded to our NEOs for 2019 versus 2018. Variable pay for 2019 was paid in January, 2020. Variable pay for 2018 was paid in January, 2019:

Name	2019 Variable		2018 Variable	
	Pay (\$)	% of 2019 Annual Salary	Pay (\$)	% of 2018 Annual Salary
Jonathan Wright	360,000	79%	450,000	99%
Ross Andreachuk	162,500	60%	210,000	78%
Michael Lawford	210,000	71%	256,000	89%
Kevin Asman	162,500	67%	215,000	89%
Ryan Paulgaard	147,500	63%	175,000	77%

Long term Incentives

Our long term incentive plans for our officers and employees currently consist of our stock option plan, share award incentive plan pursuant to which RSAs and PSAs may be granted and employee stock savings plan.

Our non-employee directors are not entitled to participate in any of these plans. We have a separate deferred share unit plan for our non-employee directors. See *Director Compensation* for a summary of our deferred share unit plan.

Our long term incentive plans are designed to align the interests of our employees with shareholders by linking a component of compensation to the long term performance of our common shares. Our directors' deferred share unit plan is the only form of long term incentive for our non-management directors.

Stock options and share awards which consist of RSAs and PSAs are granted to officers, employees and other service providers generally upon commencement of service based on the level of responsibility with us. Our current policy is that additional grants are generally made on a semi-annual basis. Our Corporate Governance & Compensation Committee is responsible for determining the allocation of long term

incentive grants between stock options and share awards. The percentage of stock options received relative to restricted share awards increases with greater levels of responsibility.

Each restricted share award entitles the holder to an amount computed by the value of a notional number of common shares designated in the award on the second anniversary of the date of grant (or such earlier or later dates as may be determined by our board). Each performance share award entitles the holder to an amount computed by the value of a notional number of common shares designated in the award multiplied by a payout multiplier on the third anniversary of the date of grant (or such earlier or later dates as may be determined by our board). The payout multiplier is dependent on our performance relative to pre-defined corporate performance measures for a particular period and can be one of 0x (for fourth quartile ranking), 1x (for third quartile ranking), 1.5x (for second quartile ranking) and 2x (for first quartile ranking) and will be the arithmetic average of the payout multiplier for each of the three preceding fiscal years.

In 2019, CEO and NEOs' long term incentives were comprised of a combination of stock options, RSAs and PSAs. This ratio was 50% stock options, 20% RSAs and 30% PSAs. We granted 722,709 RSAs, 773,842 PSAs and 1,796,148 stock options to employees during 2019, of which 254,134 RSAs, 381,199 PSAs and 1,173,703 stock options were granted to officers. No RSAs, PSAs or stock options were granted to our non-management directors in 2019. Effective January 1, 2020 we amended our grant policy so that long term incentive grants for our executives will be split as follows: 30% stock options, 20% RSAs and 50% PSAs.

For the long term incentive portion of total NEO compensation, the amounts targeted are primarily driven by an attempt to maintain long term incentive compensation in or near the second quartile of Mercer and industry peers. However, the data for these amounts are, by nature, annually volatile, so multi-year smoothing and dampening is always required. The exact placement each year is made to maintain the competitive position noted above, taking into account our long term, absolute and relative performance versus our peers, job responsibility, scarcity of skills, and to some extent, personal performance. We also believe that while creating long term retention, our long term incentive payments are also highly aligned with company and long term shareholder compensation given that actual payouts are entirely tied to share price performance.

The following table sets forth the 2019 long term incentive target for our CEO and the other NEOs:

NEO	Target
President and CEO	245% ⁽¹⁾ of base salary x range (0.7-1.3x)
COO	220% of base salary x range (0.7-1.3x)
All Other NEOs	200% of base salary x range (0.7-1.3x)

Note:

- (1) For the semi-annual LTIP grant of November of 2019 our board increased the CEO LTIP target from 230% to 260%. Therefore the resulting average target for 2019 was 245%.

The following table details the stock options, RSAs and PSAs granted to each of our NEOs during 2019. The stock options vest over a three year period, with a vesting of one third of the grants at each anniversary date. The RSAs cliff vest two years from the date of grant and the PSAs cliff vest three years from the date of grant.

Name	Number of Stock Options Granted	Number of RSAs Granted	Number of PSAs Granted
Jonathan Wright	326,381	68,755	103,131
Ross Andreachuk	157,786	32,832	49,248
Michael Lawford	189,874	40,381	60,571
Kevin Asman	146,529	31,239	46,859
Ryan Paulgaard	137,433	28,999	43,497

PSA Scorecard

The PSA scorecard is different from the variable pay scorecard shown earlier as it is focused on long term evergreen metrics as opposed to current year performance versus current year plan. PSAs cliff vest after three years and the PSA multiplier used at vesting time will be the arithmetic average of the PSA multiplier approved by the board in each of the prior three years, with a range of 0 – 2.0.

Effective January 1, 2019, our Compensation Committee established the PSA corporate performance targets listed in the table below (and the weighting of each measure). In March of 2020, our Compensation Committee met to assess our performance relative to such corporate performance measures and to establish the 2019 PSA payout multiplier. Listed below are the results of the assessment.

2019 PSA Payout Multiplier Scorecard					
Corporate Performance Measure	Results / Quartile Ranking	Weighting	Target Range (0 - 2)	Awarded Rating (0 - 2)	Weighted Score
Health, Safety & Environment	2019 was an excellent year for HSE. Almost all key metrics were met or surpassed.	10%	0 – 2.0	1.4	0.14
Production/Share Growth	6%	15%	0 – 20%	0.6	0.09
Corporate PDP Recycle Ratio ⁽¹⁾	1.4x	15%	1.0 – 1.75	1.07	0.16
Net Debt/Adjusted Funds Flow ⁽²⁾	2.1x	10%	1.25 – 2.25x	0.3	0.03
Progress on strategic initiatives	Progressed 5 year plan, successful integration & development of Pipestone assets	30%	0 – 2.0	1.8	0.54
TSR Relative	Top of third quartile performance	20%	0 – 2.0	0.9	0.18
Calculated Payout Multiplier					1.14
Final Payout Multiplier (capped due to absolute share price growth below zero)					1.00

Notes:

- (1) Represents our proved developed producing recycle ratio, an oil and gas metric prepared by management, which does not have a standardized meaning or standard method of calculation and therefore may not be comparable to similar measures used by other companies. Proved developed producing recycle ratio has been calculated by dividing 2019 adjusted funds flow netback per Boe by our 2019 proved developed producing (excluding acquisitions) finding and development costs.
- (2) Adjusted funds flow and net debt to adjusted funds flow do not have any standardized meaning prescribed by IFRS and therefore may not be comparable to similar measures presented by other companies where similar terminology is used. For further information refer to the section "Non-GAAP measures" in our management's discussion and analysis of financial conditions and results of operations for the year ended December 31, 2019. Weighted average share is the average number of common shares outstanding in the year. Adjusted funds flow netback is operating netback less general and administrative, share awards, deferred share units and interest expenses calculated on a Boe basis. Net debt to adjusted funds flow ratio is calculated by dividing net debt by adjusted funds flow. Net debt is calculated as long-term debt plus senior unsecured notes plus adjusted working capital. Adjusted working capital is current assets less current liabilities and excludes the current portions of the financial derivative assets or liabilities, asset retirement obligations and deferred premium on flow through shares.

Notwithstanding our calculated payout multiplier of 1.14 for 2019 based on target achievement, our board capped the payout multiplier at 1.0x. Our policy on PSA's is to cap the score at 1.0x for any year where the share price has reduced from the beginning of year to the end of the year. This reflects a hard limit on increased PSA payouts for any year where there was no return for the shareholders in the form of stock price appreciation, regardless of positive relative TSR performance.

As the PSA program was just put in place effective January 1, 2018, there will be no PSA payout until 2021. Our 2018 multiplier was 1.0 and the above multiplier of 1.0 for 2019 will form the second of the three years in that average multiplier result.

Reported Compensation compared to Realized Compensation

Annual realized compensation varies from "as granted" or "reported" annual compensation due to phasing of LTIP encashment and also primarily due to the fact that LTIP is granted based on an assumed Black-Sholes calculation of the value of stock options and share awards. Actual value when encashed is of course dependent on share performance between the grant date and the encashment date.

The following table demonstrates the long term orientation of our executive compensation program by comparing the difference between the reported pay shown in the summary compensation table and the actual pay realized by our current NEOs for the last three years (or the period of time for which they have been a NEO):

Name and principal position	Year	Total Reported "As Granted" Compensation (\$)	Total Realized Compensation ⁽¹⁾ (\$)	Realized vs. Reported Compensation (\$)	Realized as a Percentage of Reported Compensation (%) ⁽²⁾
Jonathan Wright President and Chief Executive Officer	2019	1,773,691	962,115	(811,576)	54
	2018	2,258,232	1,376,509	(881,723)	61
	2017	1,988,612	1,328,752	(659,860)	67
Ross Andreachuk Vice President, Finance, Chief Financial Officer and Corporate Secretary	2019	909,030	523,000	(386,030)	58
	2018	1,166,318	756,021	(410,297)	65
	2017	1,103,678	734,789	(368,889)	67
Michael Lawford Chief Operating Officer	2019	1,092,869	614,549	(478,320)	56
	2018	1,346,943	856,497	(490,446)	64
	2017	1,145,811	736,617	(409,194)	64
Kevin Asman Vice President, Marketing	2019	850,190	480,322	(369,868)	56
	2018	1,099,444	693,647	(405,797)	63
	2017	949,145	676,684	(272,461)	71
Ryan Paulgaard Vice President, Production and Facilities	2019	803,830	438,977	(364,853)	55

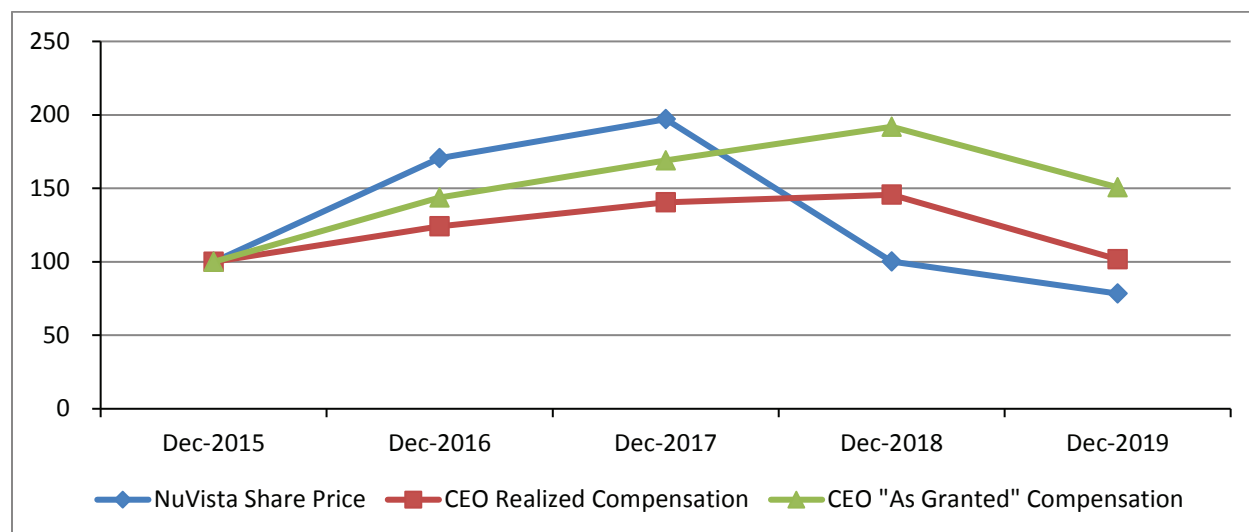
Notes:

- (1) Total realized compensation is based on income as reported on the officer's official tax slip adjusted for variable pay amounts which apply to that year but are not paid until the following January. For example, the 2019 realized compensation above is the officer's income as per their 2019 tax slip minus the variable pay amount paid in January 2019 (which applies to 2018 performance) plus the variable pay amount paid in January 2020 (which applies to 2019 performance).
- (2) This calculation assumes a payout multiplier of 1x for the performance share awards granted in 2018 and 2019. The actual value realized pursuant to such performance share awards may be greater or less than the indicated value based on stock price movements prior to the future vesting date.

The following table shows a breakdown of realized LTIP compensation by our current NEOs in 2019, broken down between share-based awards and option-based awards:

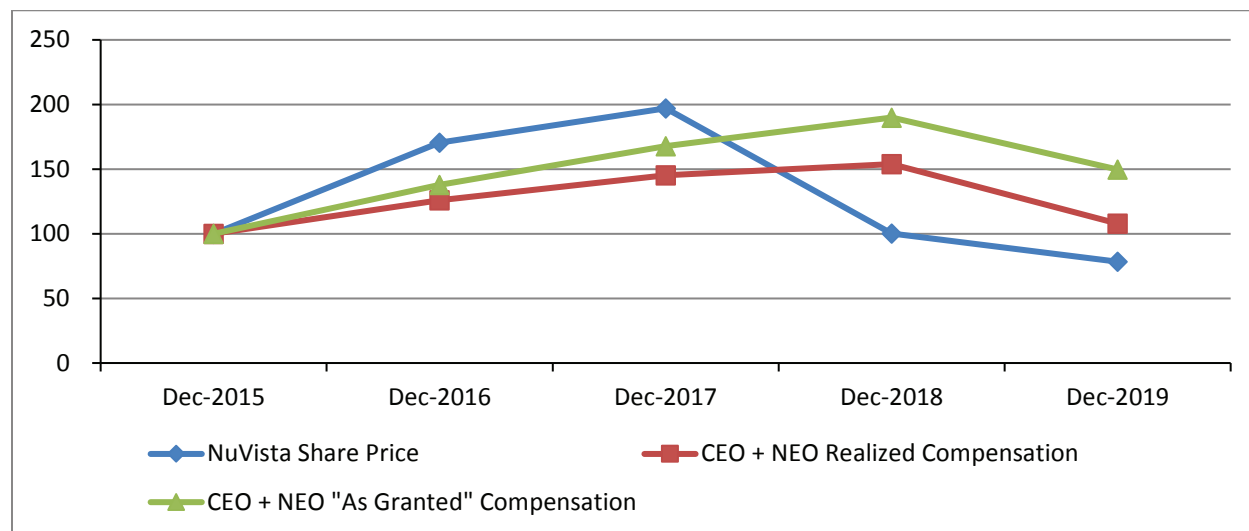
Name and principal position	Realized Value of Option-based Awards (\$)	Realized Value of Share-based Awards (\$)	Total Realized LTIP Value (\$)
Jonathan Wright President and Chief Executive Officer	-	97,032	97,032
Ross Andreachuk Vice President, Finance, Chief Financial Officer and Corporate Secretary	-	55,214	55,214
Michael Lawford Chief Operating Officer	-	57,934	57,934
Kevin Asman Vice President, Marketing	-	44,431	44,431
Ryan Paulgaard Vice President, Production and Facilities	-	21,904	21,904

The following graph demonstrates the long term orientation of our executive compensation program by comparing the difference between the reported pay shown in the summary compensation table and the actual pay realized by our CEO for the last four years, versus our share price performance on a relative basis:



	2015/12	2016/12	2017/12	2018/12	2019/12
NuVista Common Share Price	100	171	197	100	78
CEO Realized Compensation	100	124	141	146	102
CEO "As Granted" Compensation	100	144	169	192	151

The following graph demonstrates the long term orientation of our executive compensation program by comparing the difference between the reported pay shown in the summary compensation table and the actual pay realized by our CEO and NEOs who have been NEOs for the last four years versus our share price performance on a relative basis.



	2015/12	2016/12	2017/12	2018/12	2019/12
NuVista Common Share Price	100	171	197	100	78
CEO + NEO Realized Compensation	100	126	145	154	108
CEO + NEO "As Granted" Compensation	100	138	168	190	150

Summary Compensation of NEOs

The following table sets forth the full detail for the years ended December 31, 2019, December 31, 2018 and December 31, 2017, information concerning the "as granted" compensation paid to our NEOs:

Name and principal position	Year	Salary (\$)	Share-based awards ⁽¹⁾⁽²⁾ (\$)	Option-based awards ⁽³⁾ (\$)	Non-equity incentive plan compensation		Pension value (\$)	All other compensation (\$)	Total compensation (\$)
					Annual incentive plans ⁽⁴⁾ (\$)	Long term incentive plans (\$)			
Jonathan Wright President and Chief Executive Officer	2019	455,000	479,798	428,810	360,000	-	-	50,083	1,773,691
	2018	455,000	495,304	807,917	450,000	-	-	50,011	2,258,232
	2017	455,000	256,923	768,752	455,000	-	-	52,937	1,988,612
Ross Andreachuk Vice President, Finance, Chief Financial Officer and Corporate Secretary	2019	270,100	231,984	209,260	162,500	-	-	35,186	909,030
	2018	270,100	244,122	406,981	210,000	-	-	35,115	1,166,318
	2017	264,800	146,177	437,317	220,000	-	-	35,384	1,103,678
Michael Lawford Chief Operating Officer	2019	295,967	285,321	250,933	210,000	-	-	50,647	1,092,869
	2018	287,500	287,268	481,362	256,000	-	-	34,813	1,346,943
	2017	267,058	153,582	460,332	235,000	-	-	32,839	1,148,811
Kevin Asman Vice President, Marketing	2019	242,500	220,728	193,571	162,500	-	-	30,891	850,190
	2018	242,500	229,802	381,323	215,000	-	-	30,819	1,099,444
	2017	231,500	117,347	349,854	220,000	-	-	30,444	949,145
Ryan Paulgaard Vice President, Production and Facilities	2019	233,827	204,896	181,861	147,500	-	-	35,746	803,830
	2018	227,200	204,107	340,693	175,000	-	-	29,127	976,127
	2017	220,600	56,154	160,198	100,000	-	-	29,649	566,601

Notes:

- (1) 2017 includes restricted share awards and 2018 and 2019 includes restricted share awards and performance share awards granted to our NEOs. This calculation assumes a payout multiplier of 1x for the performance share awards.
- (2) Based on the grant date fair value of the applicable awards on the date of the grant. Fair value is determined based on the weighted average trading price of the five days preceding the grant date. These amounts are not necessarily reflective of actual amounts that may be realized on exercise. See *Outstanding Option-Based Awards and Share-Based Awards* which reflect the value at December 31, 2019. Based on the grant date fair value of the applicable options on the date of grant. The fair value of each option granted is determined on the date of grant using the Black-Scholes option pricing model. During 2018, in the pricing model, the average risk free interest rate was 1.5%; volatility of 51.0%; an average expected life of 4.5 years; an estimated forfeiture rate of 11%; and dividends of \$nil per share. These amounts are not necessarily reflective of actual amounts that may be realized on exercise. See *Outstanding Option-Based Awards and Share-Based Awards* which reflect the value at December 31, 2019.
- (3) This represents annual cash variable payments to our NEOs.

Long-Term Incentive Plans

The following is a summary of the terms of our stock option plan, share award incentive plan and employee stock savings plan.

Stock Option Plan

A copy of our stock option plan will be filed on our profile on the SEDAR website at www.sedar.com on or about April 1, 2020, under the category "Other Securityholders Documents".

Purpose

The principal purposes of our stock option plan are: (i) to retain and attract qualified directors, officers, employees and other service providers that we require; (ii) to promote a proprietary interest in us by such persons and to encourage such persons to remain in our employ or service and put forth maximum efforts for the success of our business; and (iii) to focus management on operating and financial performance and long term total shareholder return.

Incentive-based compensation such as our stock option plan is an integral component of our compensation. The attraction and retention of qualified employees has been identified as one of the key risks to our long term strategic growth plan. Our stock option plan is intended to maintain our competitiveness within the Canadian oil and gas industry to facilitate the achievement of our long term goals. In addition, this incentive-based compensation is intended to directly link a component of compensation to the performance of our common shares.

Administration

Our stock option plan is administered by our board and our board has the authority to appoint a committee of the board to administer the stock option plan. In addition, our board may delegate to one or more of its members, to our President and Chief Executive Officer or to one or more agents such administrative duties as it may deem advisable, and the board or any person to whom it has delegated duties as aforesaid may employ one or more persons to render advice with respect to any responsibility the board or such person may have under the stock option plan.

Participants

Under the terms of stock option plan, any of our directors, officers, employees and other service providers may be granted stock options. In determining the persons to whom stock options may be granted and the number of common shares to be granted, our board may take into account such factors as it shall determine in its sole discretion.

Exercise Price

The exercise price of any stock option granted pursuant to the stock option plan must be fixed by our board when the stock option is granted, provided that such price shall not be less than the "market price" of our common shares on the date of the grant. "Market Price", on any date, is defined in the stock option plan, as the volume weighted average trading price of our common shares on the Toronto Stock Exchange for the five trading days prior to the date of grant (or, if our common shares are not then listed and posted for trading on the Toronto Stock Exchange, such price as is required by such stock exchange in Canada on

which our common shares are listed and posted for trading as may be selected for such purpose by our board) and provided that in the event that our common shares are not listed and posted for trading on any stock exchange in Canada, the exercise price shall be determined by the board in its sole discretion. Notwithstanding the foregoing, in certain circumstances, such as when a stock option is offered to an individual as an inducement to secure employment, the exercise price may be otherwise determined, but only with the prior consent of all stock exchanges on which our common shares are at that time listed.

Plan Limits

Our stock option plan currently provides that the maximum number of common shares reserved for issuance from time to time pursuant to outstanding stock options granted and outstanding under the plan may not exceed 9,500,000 common shares. We are proposing to increase this to 10,445,000 common shares at the meeting.

The aggregate number of common shares issuable pursuant to the stock option plan to any single holder of stock options may not exceed 5% of our outstanding common shares. In addition, in accordance with the rules of the Toronto Stock Exchange, the number of common shares issued to insiders within one year pursuant to the stock option plan, and issuable to insiders at any time, under the stock option plan or when combined with all of our other security based compensation arrangements, may not exceed 10% of our outstanding common shares. In determining the number of common shares issuable within one year for this purpose, the number of common shares will be determined on the basis of the number of common shares that are outstanding immediately prior to the common share issuance, excluding any common shares issued pursuant to share compensation arrangements over the preceding one-year period.

The number of common shares issuable pursuant to the stock option plan to all non-management directors is limited to a maximum of 0.25% of our outstanding common shares and the value of stock options granted to any one non-management directors during a calendar year, as calculated on grant date, shall not exceed \$100,000. Notwithstanding this, our deferred share unit plan is our only form of long term incentive for our non-management directors.

Our stock option plan provides that if any stock option granted under the plan expires, terminates or is cancelled for any reason without the common shares issuable thereunder having been issued in full, such unissued common shares shall be available for the purposes of the granting of further stock options under the plan. Common shares issued upon exercise of stock options are not available for the purposes of the granting of further stock options under the plan.

Vesting

Our board has the sole discretion to determine the time during which stock options will vest and the method of vesting, or that no vesting restriction shall exist either before or after the date of grant.

Expiry

All stock options granted pursuant to the stock option plan will expire on a date determined by our board at the time of the grant provided that no stock option may be exercised beyond six years from the time of the grant. Any stock options which have not been exercised by the applicable expiry date will expire and become null and void.

If the expiry date of any stock option falls within any blackout period imposed by our board, then the expiry date of such stock options will be extended to the date that is ten business days, following the end of such blackout period and if that date is not a business day, such date will be further extended by that number of days required such that the period ends on a business day. Unless approved by the board, no stock options may be exercised by a holder of stock options during a blackout period.

Put Right

Holders of stock options may exercise stock options from time to time by delivering a written notice of exercise specifying the number of common shares with respect to which the stock option is being exercised and accompanied by payment in full of the exercise price of the common shares then being purchased. In addition, holders of stock options have the right (the "Put Right") to request that we purchase each of their vested stock options for a price equal to the difference, if positive, between the market price of our common shares on the day prior to date of notice of exercise of the Put Right (which is equal to the closing price on such date and without the typical flow through share premium) and the exercise price of the option. We have the discretion to not accept any exercise of the Put Right. In addition, each holder of stock options that exercises the Put Right may purchase common shares from treasury with the proceeds of the exercise of the Put Right at the market price of our common shares. In certain circumstances as set forth in the stock option plan, a holder of stock options that exercises the Put Right may purchase common shares from us, which may, at our election, be issued on a flow-through basis under the *Income Tax Act* (Canada). The maximum number of common shares available under the Put Right is currently set at 700,000 common shares. To date, we have not issued any common shares pursuant to the exercise of this Put Right.

Financial Assistance

Our stock option plan does not contain any provisions for financial assistance by us in respect of any stock options granted thereunder.

Change of Control

In the event of a "change of control" of us, the expiry date(s) applicable to all stock options will be accelerated to the effective date of the change of control. Under the stock option plan, a "change of control" means:

- (a) a successful "take-over bid" as defined in Multilateral Instrument 62-104 or any replacement or successor provisions ("MI 62-104"), which is not exempt from the take-over bid requirements of MI 62-104, pursuant to which the "offeror" as a result of such take-over bid, beneficially owns, directly or indirectly, in excess of 50% of our outstanding common shares;
- (b) the issuance to or acquisition by any person, or group of persons acting in concert, of directly, or indirectly, including through an arrangement, merger or other form of reorganization of us, of our common shares which in the aggregate total 50% or more of the then issued and outstanding common shares;
- (c) the winding up or termination of us or the sale, lease or transfer of all or substantially all of our directly or indirectly held assets to any other person or persons (other than pursuant to an internal reorganization or in circumstances where our business is continued, provided that notwithstanding the application of any of the foregoing, a "change of control" shall be deemed to not have occurred;

- (d) pursuant to an arrangement, merger or other form of reorganization of us where the holders of our outstanding voting securities or interests immediately prior to the completion of the reorganization will hold more than 50% of the outstanding voting securities or interests of the continuing entity upon completion of the reorganization; or
- (e) if a majority of our board determines that in substance an arrangement, merger or reorganization has not occurred or the circumstances are such that a change of control should be deemed to not have occurred and any such determination shall be binding and conclusive for all purposes of the stock option plan.

Anti-Dilution

The stock option plan contains anti-dilution provisions which allow our board to make such adjustments to the plan, to any stock option as our board of directors may, in its sole discretion, consider appropriate in the circumstances to prevent dilution or enlargement of the rights granted to employees thereunder.

Early Termination

Our stock option plan currently provides that, unless otherwise determined by our board or unless otherwise provided in an option agreement pertaining to a particular award or any written employment or consulting agreement, the following provisions shall apply in the event that a holder ceases to be a director, officer, employee or other service provider:

- (a) Involuntary Termination for Cause – Upon the termination of a holder for cause, all stock options held by such person on the cessation date (whether vested or not) shall immediately terminate and become null and void and all rights to receive common shares thereunder shall be forfeited effective on the cessation date.
- (b) Termination Upon Retirement or Death – Upon the retirement or death of a holder, the holder or the holder's personal representative, as applicable, may, within six months from the cessation date and prior to the expiry date, exercise stock options which are vested within such period, after which time any remaining stock options held by such person (whether vested or not) shall terminate and become null and void and all rights to receive common shares thereunder shall be forfeited. Retirement is defined as either the voluntary termination at or after the age of 55 with the approval of our President and CEO or the voluntary termination of employment at or after the age of 65.
- (c) Other Termination – If a holder ceases to be a director, officer, employee or other service provider for any reason whatsoever, other than the termination for cause, or the death or retirement of such holder: (i) all stock options held by the holder which have vested as of the cessation date shall be forfeited effective on the earlier of: (a) the expiry date; and (b) the date that is 30 days from the cessation date; and (ii) all stock options held by the holder which have not vested as of the cessation date shall immediately terminate and become null and void and all rights to receive common shares thereunder shall be forfeited.

No Assignment

Except in the case of death, the right to receive common shares pursuant to a stock option may only be exercised by a holder personally. Except as otherwise provided in the stock option plan, no assignment,

sale, transfer, pledge or charge of a stock option, whether voluntary, involuntary, by operation of law or otherwise, vests any interest or right in such stock option whatsoever in any assignee or transferee and, immediately upon any assignment, sale, transfer, pledge or charge or attempt to assign, sell, transfer, pledge or charge, such stock option shall terminate and be of no further force or effect.

Amendments

Our stock option plan and any stock options granted pursuant thereto may, subject to any required approval of the Toronto Stock Exchange, be amended, modified or terminated without the approval of our shareholders. Notwithstanding the foregoing, the stock option plan or any stock options may not be amended without shareholder approval to:

- (a) make any amendment to the stock option plan to increase the number of common shares issuable on exercise of outstanding stock options above the plan limit;
- (b) extend the expiry date of any outstanding stock options;
- (c) make any reduction in the exercise price of a stock option or permit a reduction in the exercise price of a stock option by the cancellation and immediate re-issue of stock options or other entitlements;
- (d) change participants eligible to receive stock options under the plan to permit the introduction or re-introduction of non-employee directors on a discretionary basis;
- (e) make any amendment to the stock option plan that would permit a holder to transfer or assign stock options to a new beneficial holder other than in the case of death of the holder;
- (f) any amendment to increase the number of common shares that may be issued to a single holder above the restriction contained in the stock option plan;
- (g) any amendment to the limit on non-employee directors;
- (h) any amendment to increase the number of common shares that may be issued to an insider above the plan limits; or
- (i) an amendment to amend the amending provision of the stock option plan.

In addition, no amendment to the stock option plan or stock options granted pursuant to the stock option plan may be made without the consent of the holder, if it adversely alters or impairs any stock option previously granted to such holder under the stock option plan.

2019 Grants and Total Outstanding

At December 31, 2019, we had 7,726,300 stock options outstanding. In 2019, we granted a total of 1,796,148 stock options to employees, including officers. All of these stock options vest over a three year period, with a vesting of one third on each anniversary date.

Share Award Incentive Plan

A copy of our share award incentive plan will be filed on our profile on the SEDAR website at www.sedar.com on or about April 1, 2020, under the category "Other Securityholders Documents".

Purpose

Our long term incentive plans are designed to align the interests of our employees with shareholders by linking a component of compensation to the long term performance of our common shares. Our share award incentive plan allows grantees the opportunity to retain some or all of the underlying shares. Share awards also allow us to conserve cash for the operation of our business.

Administration

Our share award incentive plan is administered by our board, provided that our board has the authority to appoint a committee of the board to administer the plan. In the event that the board appoints a committee of the board to administer the plan, all references in the plan to our board will be deemed to be references to such other committee.

Our board has the full power and sole responsibility to interpret the provisions of the plan, to administer the plan and to exercise all the powers and authorities either specifically granted to it under the plan or necessary or advisable in the administration of the plan.

Participants

Share awards may be granted under the share award incentive plan to our officers, employees, consultants and other service providers and any of our controlled entities such as a subsidiary, partnership or trust.

Type of Awards

Under the terms of the share award incentive plan we may grant time-based awards or performance-based awards. In determining the persons to whom share awards may be granted, the number of common shares to be covered by each share award and the allocation of the share award between time-based awards and performance-based awards, our board of directors may take into account such factors as it shall determine in its sole discretion.

Each time-based award will entitle the holder to be issued the number of common shares designated in the share award. Each performance-based award will entitle the holder to be issued the number of common shares designated in the performance-based award multiplied by a payout multiplier.

The payout multiplier for performance-based awards is determined by our board based on an assessment of the achievement of predefined corporate performance measures in respect of the applicable period. These corporate performance measures may include: health, safety and environmental performance, production growth, recycle ratio, our debt to cash flow ratio, the execution of our strategic plan; relative total shareholder return and such additional measures as our board of directors considers appropriate in the circumstances. The payout multiplier for a particular period will be determined by our board based on the PSA scorecard shown earlier in this information circular. In addition, if relative total shareholder return is negative, we intend to cap the payout multiplier at 1.0x.

Where the settlement date of a performance-based award is not the first anniversary of the grant date, the payout multiplier for those performance-based awards will be the arithmetic average of the payout multiplier for each of the preceding annual performance assessment periods. In any case where the payout multiplier has not been determined prior to the vesting date of a performance-based award, our President and Chief Executive Officer in the case of a grantee who is not a director or officer and our board in all other cases, taking into consideration the performance of the applicable grantee and our performance since the date of grant of the performance-based award(s), may determine in its sole discretion the payout multiplier to be applied to any performance-based awards held by the grantee of such award.

Plan Limits

The number of common shares reserved for issuance from time to time pursuant to outstanding share awards granted and outstanding under the plan is currently limited to 3,750,000 common shares. We are proposing to increase this to 10,100,000 common shares at the meeting.

If any share awards granted under the share award incentive plan expire, terminate or are cancelled for any reason without the common shares issued thereunder having been issued in full, any unissued common shares to which such share awards relate shall be awardable for the purposes of granting of further share awards under the plan. Non-management directors are not eligible to participate in the share award incentive plan.

Share awards may be granted under the share award incentive plan to our officers, employees, consultants and other service providers and any of our controlled entities such as a subsidiary, partnership or trust provided that the aggregate number of share awards granted to any single holder shall not exceed 1% of our issued and outstanding common shares (including common shares issuable upon exchange or conversion of any of our fully paid securities or those of our controlled entities that are exchangeable or convertible into common shares). In accordance with the rules of the Toronto Stock Exchange, the number of common shares issued to insiders within one year pursuant to the share award incentive plan, and issuable to insiders at any time, under the plan or when combined with all of our other security based compensation arrangements, shall not exceed 10% of our issued and outstanding shares (including common shares issuable upon exchange or conversion of any of our fully paid securities or those of our controlled entities that are exchangeable or convertible into common shares).

Vesting

Vesting arrangements are within the discretion of our board, and our Chief Executive Officer, in certain circumstances, although each time-based share award will typically vest on the second anniversary of the grant date and each performance-based award will typically vest on the third anniversary of the grant date. In the event of a change of control (as defined in the share award incentive plan), all outstanding share awards will fully vest on the date that the change of control is completed and the payout multiplier applicable to any performance-based awards will be determined by the board and in making such determination, the board shall assess performance relative to the pre-established corporate performance measures using an end date for the current performance assessment period as determined by the board.

The expiry date of share awards issued pursuant to the share award incentive plan will typically be the next business day following the applicable vesting date(s) unless otherwise determined by our board or our Chief Executive Officer, in certain circumstances, provided however that in the event of a blackout period imposed upon a grantee, the expiry date will be extended to the date which is ten business days from the date that

the blackout period ends and any expiry date that falls on a non-business day will be extended to the next business day.

Settlement

Share awards will be settled through the issuance of common shares from treasury or acquired by us on the Toronto Stock Exchange, or a combination thereof, at our discretion. In addition, in certain circumstances, a holder may request that we settle a share award in cash in an amount equal to the aggregate current market value of the common shares to be issued. We may, but are not obligated to accept such election.

Early Termination

Unless otherwise determined by our board or our Chief Executive Officer, in certain circumstances or unless otherwise provided in a share award agreement pertaining to a particular grant or any written employment agreement, upon the termination of a grantee for cause, all share awards held by the grantee on the cessation date shall immediately terminate. If a grantee voluntarily ceases employment for any reason whatsoever, other than retirement, all outstanding share awards which have not vested shall terminate and all vested share awards will terminate on their expiry date. In the case of retirement or involuntary termination not for cause or death, a certain number of unvested share awards will vest in accordance with the provisions of the share award incentive plan and all share awards held by the grantee will expire on the earlier of their expiry date or 30 days following the cessation of employment. In the case of death of the grantee, a certain number of share awards will vest in accordance with the provisions of the plan and all share awards held by the grantee will expire on the earlier of their expiry date or six months following cessation of employment.

No Assignment

No assignment, sale, transfer, pledge or charge of a share award, whether voluntary, involuntary, by operation of law or otherwise (except by will or the laws of descent and distribution), vests any interest or right in a share award whatsoever in any assignee or transferee and, immediately upon any assignment, sale, transfer, pledge or charge or attempt to assign, sell, transfer, pledge or charge, such share award will terminate and be of no further force or effect.

Amendments

We have the right to amend the terms and conditions of the share award incentive plan and any share awards granted under the plan, without shareholder approval. However, the plan and any share award granted thereunder may not be amended without shareholder approval to: (a) increase the number of common shares issuable on exercise of share awards; (b) extend the expiry date of any outstanding share awards held by insiders; (c) permit a grantee to transfer or assign share awards to a new beneficial holder other than in the case of death; (d) any amendment to the limits on non-management directors contained in the plan; (e) any amendment to increase the number of common shares that may be issued to insiders above the restrictions contained in the plan or (f) amend the amendment provisions of the plan.

Anti-Dilution

The share award incentive plan contains anti-dilution provisions which allow our board to make such adjustments to the plan, to any restricted share awards as our board of directors may, in its sole discretion, consider appropriate in the circumstances to prevent dilution or enlargement of the rights granted to employees thereunder.

2019 Grants and Total Outstanding

In 2019, we granted a total of 722,709 restricted share awards all of which cliff vest two years from the date of grant. At December 31, 2019, there were 965,075 restricted share awards outstanding.

In 2019, we granted a total of 773,842 performance share awards all of which cliff vest three years from the date of grant. At December 31, 2019, there were 1,043,923 performance share awards outstanding.

Employee Stock Savings Plan

We have an employee stock savings plan whereby all employees, including executive officers, are encouraged to contribute up to a maximum of 6% of their salary to the employee stock savings plan. Employees can choose to direct this money into a registered or non-registered savings plan. For each dollar contributed by the employee to the employee stock savings plan, we contribute 1.5 dollars. The funds are used to purchase our common shares in the open market. Both the employee and the employer contributions are subject to a one-year restriction on removal from the plan. Since the plan is available to all employees, it has been successful in encouraging employees to become shareholders of us and promoting the principle of alignment with shareholder interests. The Corporate Governance & Compensation Committee considers this program to be competitive. There is no other form of retirement or savings program. All NEOs participated in the program in 2019. These amounts are included in the "All Other Compensation" on the *Summary Compensation Table* above.

Outstanding Option-Based Awards and Share-Based Awards

The following table sets forth for each NEO, all option-based awards and share-based awards outstanding at the end of the year ended December 31, 2019:

Name	Option-based Awards				Share-based Awards		
	Number of securities underlying unexercised options (#)	Option exercise price (\$)	Option expiration date	Total value of all unexercised in-the-money options ⁽¹⁾ (\$)	Number of shares or units of shares that have not vested ⁽²⁾ (#)	Market or payout value of share-based awards that have not vested ⁽²⁾ (\$)	Market or payout value of vested share-based awards not paid out or distributed (\$)
Jonathan Wright	46,772	2.36	May 20, 2023	38,779	239,426	763,769	-
	46,772	2.36	May 20, 2024	38,779			
	46,772	2.36	May 19, 2025	38,779			
	62,071	3.59	Nov 16, 2022	-			
	62,072	3.59	Nov 16, 2023	-			
	62,072	3.59	Nov 16, 2024	-			
	30,000	4.25	May 18, 2020	-			
	30,000	4.25	May 17, 2021	-			
	62,067	4.46	May 20, 2022	-			
	62,066	4.46	May 20, 2023	-			
	62,067	4.46	May 19, 2024	-			
	41,667	6.24	Dec 23, 2020	-			
	41,666	6.24	Dec 22, 2021	-			
	46,667	6.87	Jun 5, 2020	-			
	46,667	6.87	Jun 5, 2021	-			
	46,666	6.87	Jun 4, 2022	-			
	37,144	7.43	Nov 19, 2020	-			
	37,144	7.43	Nov 19, 2021	-			
	37,144	7.43	Nov 18, 2022	-			
	27,334	8.10	Nov 20, 2020	-			
	37,144	8.53	May 9, 2021	-			
	37,144	8.53	May 9, 2022	-			
	37,144	8.53	May 8, 2023	-			
33,808	9.43	Nov 22, 2021	-				
33,808	9.43	Nov 22, 2022	-				
33,807	9.43	Nov 21, 2023	-				
30,000	9.57	May 9, 2020	-				
Total	1,219,202			116,337			

Name	Option-based Awards				Share-based Awards		
	Number of securities underlying unexercised options (#)	Option exercise price (\$)	Option expiration date	Total value of all unexercised in-the-money options ⁽¹⁾ (\$)	Number of shares or units of shares that have not vested ⁽²⁾ (#)	Market or payout value of share-based awards that have not vested ⁽²⁾ (\$)	Market or payout value of vested share-based awards not paid out or distributed (\$)
Ross	21,335	2.36	May 20, 2023	17,708	116,204	370,691	-
Andreachuk	21,335	2.36	May 20, 2024	17,708			
	21,335	2.36	May 19, 2025	17,708			
	31,260	3.59	Nov 16, 2022	-			
	31,260	3.59	Nov 16, 2023	-			
	31,260	3.59	Nov 16, 2024	-			
	18,333	4.25	May 18, 2020	-			
	18,334	4.25	May 17, 2021	-			
	33,600	4.46	May 20, 2022	-			
	33,600	4.46	May 20, 2023	-			
	33,600	4.46	May 19, 2024	-			
	23,833	6.24	Dec 23, 2020	-			
	23,834	6.24	Dec 22, 2021	-			
	26,333	6.87	Jun 5, 2020	-			
	26,333	6.87	Jun 5, 2021	-			
	26,334	6.87	Jun 4, 2022	-			
	21,130	7.43	Nov 19, 2020	-			
	21,130	7.43	Nov 19, 2021	-			
	21,130	7.43	Nov 18, 2022	-			
	16,667	8.10	Nov 20, 2020	-			
	21,130	8.53	May 9, 2021	-			
	21,130	8.53	May 9, 2022	-			
	21,130	8.53	May 8, 2023	-			
	16,014	9.43	Nov 22, 2021	-			
	16,014	9.43	Nov 22, 2022	-			
	16,015	9.43	Nov 21, 2023	-			
	14,667	9.57	May 9, 2020	-			
Total	651,910			53,124			

Name	Option-based Awards				Share-based Awards		
	Number of securities underlying unexercised options (#)	Option exercise price (\$)	Option expiration date	Total value of all unexercised in-the-money options ⁽¹⁾ (\$)	Number of shares or units of shares that have not vested ⁽²⁾ (#)	Market or payout value of share-based awards that have not vested ⁽²⁾ (\$)	Market or payout value of vested share-based awards not paid out or distributed (\$)
Michael Lawford	26,240	2.36	May 20, 2023	21,779	141,314	450,792	-
	26,240	2.36	May 20, 2024	21,779			
	26,240	2.36	May 19, 2025	21,779			
	37,051	3.59	Nov 16, 2022	-			
	37,051	3.59	Nov 16, 2023	-			
	37,052	3.59	Nov 16, 2024	-			
	18,333	4.25	May 18, 2020	-			
	18,334	4.25	May 17, 2021	-			
	40,334	4.46	May 20, 2022	-			
	40,333	4.46	May 20, 2023	-			
	40,333	4.46	May 19, 2024	-			
	24,667	6.24	Dec 23, 2020	-			
	24,666	6.24	Dec 22, 2021	-			
	27,667	6.87	Jun 5, 2020	-			
	27,667	6.87	Jun 5, 2021	-			
	27,666	6.87	Jun 4, 2022	-			
	22,242	7.43	Nov 19, 2020	-			
	22,242	7.43	Nov 19, 2021	-			
	22,242	7.43	Nov 18, 2022	-			
	16,667	8.10	Nov 20, 2020	-			
	22,242	8.53	May 9, 2021	-			
	22,242	8.53	May 9, 2022	-			
	22,242	8.53	May 8, 2023	-			
	18,683	9.43	Nov 22, 2021	-			
	18,683	9.43	Nov 22, 2022	-			
	18,684	9.43	Nov 21, 2023	-			
	14,667	9.57	May 9, 2020	-			
Total	725,377			65,337			

Name	Option-based Awards				Share-based Awards		
	Number of securities underlying unexercised options (#)	Option exercise price (\$)	Option expiration date	Total value of all unexercised in-the-money options ⁽¹⁾ (\$)	Number of shares or units of shares that have not vested ⁽²⁾ (#)	Market or payout value of share-based awards that have not vested ⁽²⁾ (\$)	Market or payout value of vested share-based awards not paid out or distributed (\$)
Kevin Asman	20,300	2.36	May 20, 2023	16,849	110,003	350,910	-
	20,300	2.36	May 20, 2024	16,849			
	20,300	2.36	May 19, 2025	16,849			
	28,543	3.59	Nov 16, 2022	-			
	28,543	3.59	Nov 16, 2023	-			
	28,543	3.59	Nov 16, 2024	-			
	14,667	4.25	May 18, 2020	-			
	14,667	4.25	May 17, 2021	-			
	30,933	4.46	May 20, 2022	-			
	30,934	4.46	May 20, 2023	-			
	30,933	4.46	May 19, 2024	-			
	19,333	6.24	Dec 23, 2020	-			
	19,334	6.24	Dec 22, 2021	-			
	21,000	6.87	Jun 5, 2020	-			
	21,000	6.87	Jun 5, 2021	-			
	21,000	6.87	Jun 4, 2022	-			
	16,904	7.43	Nov 19, 2020	-			
	16,904	7.43	Nov 19, 2021	-			
	16,904	7.43	Nov 18, 2022	-			
	14,000	8.10	Nov 20, 2020	-			
	16,904	8.53	May 9, 2021	-			
	16,904	8.53	May 9, 2022	-			
	16,904	8.53	May 8, 2023	-			
15,243	9.43	Nov 22, 2021	-				
15,243	9.43	Nov 22, 2022	-				
15,244	9.43	Nov 21, 2023	-				
12,500	9.57	May 9, 2020	-				
Total	563,317			50,547			

Name	Option-based Awards				Share-based Awards		
	Number of securities underlying unexercised options (#)	Option exercise price (\$)	Option expiration date	Total value of all unexercised in-the-money options ⁽¹⁾ (\$)	Number of shares or units of shares that have not vested ⁽²⁾ (#)	Market or payout value of share-based awards that have not vested ⁽²⁾ (\$)	Market or payout value of vested share-based awards not paid out or distributed (\$)
Ryan Paulgaard	18,844	2.36	May 20, 2023	15,641	101,083	322,455	-
	18,844	2.36	May 20, 2024	15,641			
	18,843	2.36	May 19, 2025	15,640			
	26,967	3.59	Nov 16, 2022	-			
	26,967	3.59	Nov 16, 2023	-			
	26,968	3.59	Nov 16, 2024	-			
	8,000	4.25	May 18, 2020	-			
	8,000	4.25	May 17, 2021	-			
	28,266	4.46	May 20, 2022	-			
	28,267	4.46	May 20, 2023	-			
	28,267	4.46	May 19, 2024	-			
	8,667	6.24	Mar 18, 2020	-			
	8,666	6.24	Dec 23, 2020	-			
	8,667	6.24	Dec 22, 2021	-			
	9,667	6.87	Jun 5, 2020	-			
	9,667	6.87	Jun 5, 2021	-			
	9,666	6.87	Jun 4, 2022	-			
	7,740	7.43	Nov 19, 2020	-			
	7,740	7.43	Nov 19, 2021	-			
	7,741	7.43	Nov 18, 2022	-			
	7,000	8.10	Nov 20, 2020	-			
	7,740	8.53	May 9, 2021	-			
	7,740	8.53	May 9, 2022	-			
	7,741	8.53	May 8, 2023	-			
	13,345	9.43	Nov 22, 2021	-			
	13,345	9.43	Nov 22, 2022	-			
	13,346	9.43	Nov 21, 2023	-			
	6,334	9.57	May 9, 2020	-			
Total	393,045			46,922			

Notes:

- (1) Calculated based on the difference between the market price of our common shares at December 31, 2019 (\$3.19) and the exercise price of the options.
- (2) Includes restricted share awards and performance share awards granted under our share award incentive plan. This calculation assumes a payout multiplier of 1x for the performance share awards granted in 2018 and 2019. Calculated based on the value of our common shares at December 31, 2019 (\$3.19).

Incentive Plan Awards – Value Vested or Earned During the Year

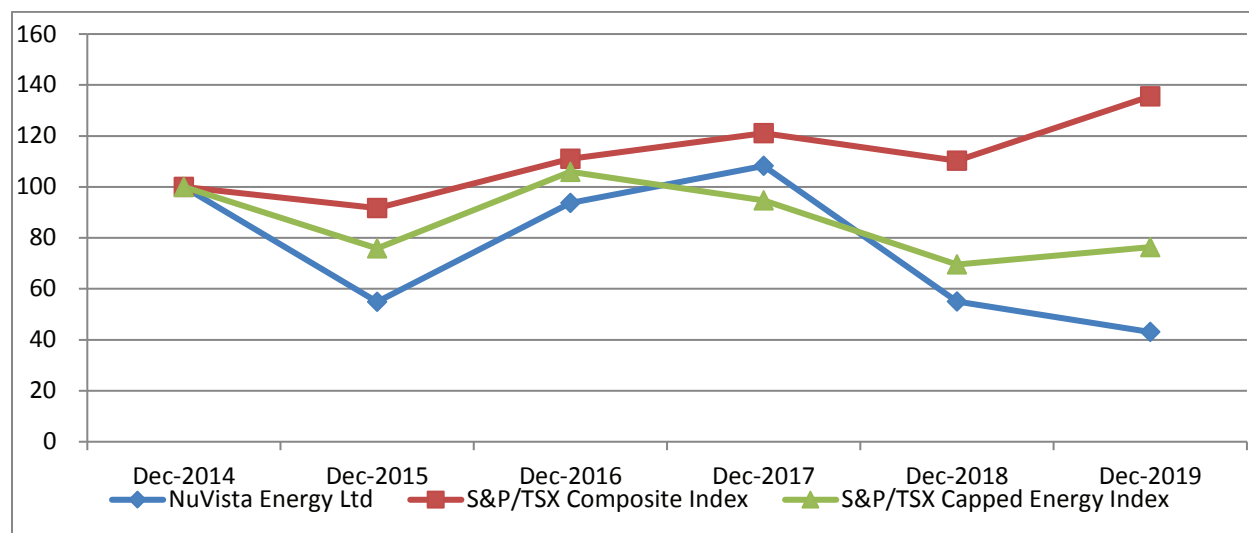
The following table sets forth for each NEO, the value of option-based awards and share-based awards which vested during the year ended December 31, 2019, and the value of non-equity incentive plan compensation earned during the year ended December 31, 2019:

Name	Option-based awards – Value vested during the year ⁽¹⁾ (\$)	Share-based awards – Value vested during the year ⁽²⁾ (\$)	Non-equity incentive plan compensation – Value earned during the year (\$)
Jonathan Wright	-	97,032	360,000
Ross Andreachuk	-	55,214	162,500
Michael Lawford	-	57,934	210,000
Kevin Asman	-	44,431	242,500
Ryan Paulgaard	-	21,904	147,500

Notes:

- (1) Calculated based on the difference between the market price of our common shares on the vesting date and the exercise price of the options on the vesting date.
- (2) Calculated based on the five day volume weighted average share price for the five trading days prior to the vesting date.

Performance Graph



	2014/12	2015/12	2016/12	2017/12	2018/12	2019/12
NuVista Share Price	100	55	94	108	55	43
S&P/TSX Composite Index	100	92	111	121	110	136
S&P/TSX Capped Energy Index	100	76	106	95	70	76

Notes:

- (1) The S&P/TSX was previously called the TSE 300 Index.
- (2) The S&P/TSX Capped Energy Index.

Our cumulative shareholder return performance reflects both operational and financial performance within our control as well as volatile commodity prices and economic and market conditions beyond our control with the impact of the decline in the global economy and more recently with the weakness of North American natural gas prices and world oil prices.

Salaries and variable pay for our executive officers are based on peer company salary levels and the board's assessment of annual corporate and individual performance based on financial and operating performance metrics and other pertinent considerations. The variable pay amounts awarded do not necessarily track the annual change in the market value of our common shares.

Our long term incentive plans are designed to align the interests of employees, including NEOs, with shareholders by linking a component of compensation to our common share performance. The percentage of stock options received relative to restricted share awards and performance share awards increases with greater levels of responsibility. The mix of stock options, restricted share awards and performance share awards in our NEOs compensation is more heavily weighted towards stock options at 50% from stock options, 20% from RSAs and 30% from PSAs in 2019. Effective January 1, 2020 we amended our grant policy so that long term incentive grants for our executives will be split as follows: 30% stock options, 20% RSAs and 50% PSAs.

Securities Authorized for Issuance Under Equity Compensation Plans

The following sets forth information in respect of securities authorized for issuance under our equity compensation plans as at December 31, 2019:

Plan Category	Number of securities to be issued upon exercise of outstanding options and awards (a)	Weighted average exercise price of outstanding options and awards (b)	Number of securities remaining available for future issuance under equity compensation plans (excluding securities reflected in column (a)) (c)
Equity compensation plans approved by securityholders:			
Stock Option Plan ⁽¹⁾	7,726,300	\$5.76	662,334
Share Award Incentive Plan ⁽²⁾	2,008,998	n/a	407,500
Deferred Share Unit Plan ⁽³⁾	208,294	n/a	291,706
Equity compensation plans not approved by securityholders	-	-	-
Total	9,943,592		1,361,540

Notes:

- (1) As at December 31, 2019, and March 20, 2020, respectively, an aggregate of 7,726,300 and 7,537,095 stock options were outstanding under our stock option plan. The maximum number of common shares available under our stock option plan is currently limited to 9,500,000 common shares although we are proposing to increase this to 10,445,000 common shares at the meeting. In addition, if any option granted under the option plan expires, terminates or is cancelled without the underlying common shares having been issued, such common shares will be available for further option grants under the plan.
- (2) As at December 31, 2019, and March 20, 2020, respectively, an aggregate of 965,075 and 951,583 restricted share awards and 1,043,923 performance share awards were outstanding under our share award incentive plan. The number of common shares issuable pursuant to the share award incentive plan assumes a payout multiplier of 1x for the performance-based awards. Under our share award incentive plan, the number of common shares reserved for issuance from time to time pursuant to outstanding share awards granted and outstanding under the plan shall not exceed 3,750,000 common shares. We are proposing to increase this to 10,100,000 common shares at the meeting. In addition, if any share award granted under the share award incentive plan expires, terminates or is cancelled without the underlying common shares having been issued, such common shares will be available for further grants under the plan. Share awards will be settled through the issuance of common shares from treasury or acquired by us on the Toronto Stock Exchange, or a combination thereof, at our discretion.
- (3) At December 31, 2019, and March 20, 2020, there were 582,594 deferred share units outstanding, 208,294 of which can, at our election, be settled in common shares. The number of common shares reserved for issuance from time to time pursuant to outstanding deferred share units granted and outstanding under our directors' deferred share unit plan is limited to 500,000 common shares. If any deferred share units granted under the plan expire, terminate or are cancelled for any reason without the common shares issued thereunder having been issued in full, any unissued common shares to which such deferred share units relate shall be awardable for the purposes of granting of further deferred share units. All deferred

share units and dividend entitlements thereon (if any) will be redeemed for a cash payment except that, at our election, we may redeem deferred share units and dividend entitlements thereon (if any) issued as compensation for annual board and committee retainers and meeting attendance fees, in cash or through the issuance of common shares from treasury or purchased on the market and any combination of these.

The following table summarizes the number of incentive awards granted to all of our directors, officers and employees during the periods noted below and the potential dilutive effect of such incentive awards:

Period	Weighted Average Common Shares Outstanding ⁽¹⁾	Stock Options Granted and Burn Rate		Share Awards Granted and Burn Rate ⁽²⁾			
		Stock Options	Stock Option Burn Rate	RSAs	RSA Burn Rate	PSAs	PSA Burn Rate
2017	173,220,974	1,773,080	1.0%	322,750	0.2%	-	-
2018	190,568,473	2,368,461	1.2%	275,921	0.1%	295,078	0.2%
2019	225,429,356	1,796,148	0.8%	722,709	0.3%	773,842	0.3%

Notes:

- (1) Pursuant to the requirements of the Toronto Stock Exchange, the weighted average number of common shares outstanding during the period is the number of common shares outstanding at the beginning of the period, adjusted by the number of common shares bought back or issued during the period multiplied by a time-weighting factor. The time-weighting factor is the number of days that the common shares are outstanding as a proportion of the total number of days in the period.
- (2) The burn rate for a given period is calculated by dividing the number of options and share awards granted during such period by the weighted average number of common shares outstanding during such period and is presented based on the 1x multiplier for 2019 for the performance awards.
- (3) Does not include 47,624 deferred share units granted in 2017, 61,548 deferred share units granted in 2018 and 73,983 granted in 2019, in lieu of cash director fees, which can, at our election, be settled in common shares.

Pension Plan Benefits

We do not have any pension plans for our employees. We have established a savings plan to assist employees in meeting their savings goals. See *Executive Compensation – Long-Term Incentive Plans – Employee Stock Savings Plan*.

Employment Agreements

We have entered into employment agreements with each of our NEOs pursuant to which we have agreed to make certain payments to the executive in the event of termination without cause, a "change of control" without termination and a "change of control" with termination. The following is a description of payments or the nature of the vesting of long term incentives due to the NEO's departure upon resignation, termination without cause, normal retirement, and change of control without termination and a change of control with termination. For the purpose of the employment agreements, termination includes constructive dismissal.

Resignation

- Retiring allowance – none.
- Stock options – prior to the applicable expiry date or within 30 days of ceasing to be an employee, whichever is earlier, the NEO can exercise all stock options vested or vesting within such period.
- Share awards – all unvested share awards are forfeited as of the date of ceasing to be an employee.

Termination Without Cause

- Retiring allowance to be paid within five business days of termination consisting of:
 - One and one-half times the NEO's current base salary;
 - 20% of such amounts in-lieu of employment benefits; and
 - One times the greater of any cash variable pay amount paid to the NEO in the year prior to termination or an average of the variable pay amount paid to the NEO in the two years prior to termination. Mr. Wright's and Mr. Lawford's employment agreements provide for payment one and one-half times the greater of any cash variable pay amount paid to the NEO in the year prior to termination or an average of the cash variable pay amount paid to the NEO in the two years prior to termination.
- Stock options – prior to the applicable expiry date or within 30 days of ceasing to be an employee, whichever is earlier, the NEO can exercise all stock options vesting within one and one-half years of the date of ceasing to be an employee.
- Share awards – prior to the applicable expiry date or within 30 days of ceasing to be an employee, whichever is earlier, the NEO can exercise all share awards that have vested on the date of ceasing to be an employee plus a proportionate number of share awards that had not yet vested.

Normal Retirement

- Retiring allowance – none.
- Stock options – within six months of ceasing to be an employee, the NEO can exercise all stock options vested or vesting within six months of the date of ceasing to be an employee.
- Share awards – prior to the applicable expiry date or within 30 days of ceasing to be an employee, whichever is earlier, the NEO can exercise all share awards that have vested on the date of ceasing to be an employee plus a proportionate number of share awards that had not yet vested.
- At the discretion of the CEO, stock options granted under our stock option plan that would have vested had the eligible retiring employee continued employment for two years after the retirement date, will vest on the retirement date, and the retiring employee will have 6 months after the retirement date to exercise the vested options.

Change of Control Without Termination

- Retiring allowance – none.
- Stock options – all stock options outstanding vest prior to the change of control in accordance with the stock option agreement.
- Share awards – all outstanding share awards vest on the change of control and the underlying common shares are issued.

Change of Control With Termination

- Retiring allowance to be paid within five business days of termination consisting of:
 - One and one-half times the NEO's current base salary;
 - 20% of such amounts of employment benefits; and
 - One times the greater of any cash variable pay amount paid to the NEO in the year prior to termination or an average of the cash variable pay amounts paid to the NEO in the two years prior to termination. Mr. Wright's and Mr. Lawford's employment agreements provide for payment of one and one-half times the greater of any cash variable pay amount paid to the NEO in the year prior to termination or an average of the cash variable pay amounts paid to the NEO in the two years prior to termination.
- Stock options – all stock options outstanding vest prior to the change of control in accordance with the stock option agreement.
- Share awards – all outstanding share awards vest on the change of control and the underlying common shares are issued. The payout multiplier applicable to any performance-based awards will be determined by our board and in making such determination, the board will assess performance relative to the pre-established corporate performance measures using an end date for the current performance assessment period as determined by the board.

Other key terms of the employment agreements:

- We are entitled to terminate a NEO's employment for just cause at any time without notice and without any payment to the NEO whatsoever, save and except only for payment of the pro-rata salary earned for services rendered up to and including the termination date, plus any outstanding vacation pay and expenses.
- The NEO may resign by providing us with two months advance written notice of the resignation date.
- Should there be a change of control and an event that constitutes constructive dismissal within six months of the change of control, the NEO has the right, for a period of ninety days following the event or events that constituted the change of control, to elect to terminate his employment upon providing us with one week advance written notice.

- In the event of a change of control and the NEO elects to terminate his employment, the NEO will be required, at our option, to continue his employment with us for a period of up to two months at the NEO's then existing compensation package, to assist us in an orderly transition of management.

The following table summarizes the estimated payments and benefits to each of our NEOs as if the employment events listed above had occurred on December 31, 2019:

Name	Resignation (\$)	Termination (without cause) (\$)	Normal Retirement (\$)	Change of Control without Termination (\$)	Change of Control with Termination (\$)
Jonathan Wright	-	2,024,528	173,000	880,107	2,306,607
Ross Andreachuk	-	962,022	86,580	423,815	1,096,245
Michael Lawford	-	1,244,926	103,605	516,129	1,409,258
Kevin Asman	-	899,813	81,638	401,457	1,026,707
Ryan Paulgaard	-	842,496	73,823	369,376	960,034

Note:

- (1) This calculation assumes a payout multiplier of 1x for all performance share awards.

EQUITY OWNERSHIP

The following table summarizes the common shares and other securities beneficially owned, controlled or directed (directly or indirectly) by each of our named executive officers and all of our directors as of March 20, 2020, based on information provided by such individuals.

	Common Shares ⁽¹⁾		Stock Options ⁽²⁾		Share-based awards ⁽³⁾		Total Value (\$)
	Amount (#)	Value (\$)	Amount (#)	Value (\$)	Amount (#)	Value (\$)	
Jonathan Wright	716,150	236,330	1,219,202	-	239,426	79,011	315,341
Ross Andreachuk	111,029	36,640	651,910	-	116,204	38,347	74,987
Michael Lawford	158,883	52,431	700,711	-	141,314	46,634	99,065
Kevin Asman	136,617	45,084	543,983	-	110,003	36,301	81,385
Ryan Paulgaard	99,556	32,854	384,378	-	101,083	33,357	66,211
Total Named Executive Officers	1,222,235	403,339	3,500,184	-	708,030	233,650	636,989

	Common Shares ⁽¹⁾		Stock Options ⁽²⁾		Share-based awards ⁽³⁾		Total Value (\$)
	Amount (#)	Value (\$)	Amount (#)	Value (\$)	Amount (#)	Value (\$)	
Keith A. MacPhail	2,532,042	835,574	-	-	127,653	42,125	877,699
Ronald J. Eckhardt	158,311	52,243	-	-	91,534	30,206	82,449
Pentti O. Karkkainen	150,000	49,500	-	-	82,406	27,194	76,694
Ronald J. Poelzer	5,901,277	1,947,421	-	-	48,580	16,031	1,963,452
Brian G. Shaw	99,301	32,769	5,000	-	71,258	23,515	56,284
Sheldon B. Steeves	25,631	8,458	-	-	45,712	15,085	23,543
Deborah S. Stein	32,710	10,794	-	-	45,712	15,085	25,879
Grant A. Zawalsky	211,915	69,932	-	-	69,739	23,014	92,946
Total Non-Management Directors	9,111,187	3,006,691	-	-	582,594	192,255	3,198,946
Total Directors and NEOs	10,333,422	3,410,030	3,505,184	-	1,290,624	425,905	3,835,935

Notes:

- (1) The value of the common shares was based on the closing price of our common shares on the Toronto Stock Exchange on March 20, 2020 (\$0.33).
- (2) The value of the stock options was calculated based on the difference between the closing price of our common shares on the Toronto Stock Exchange on March 20, 2020 and the exercise price of the stock options.
- (3) Includes restricted share awards and performance share and deferred share awards, as applicable, which have been valued based on the closing price of our common shares on the Toronto Stock Exchange on March 20, 2020. This calculation assumes a payout multiplier of 1x for the performance share awards granted.

OWNERSHIP GUIDELINES

Our board believes it is important that our directors and our senior officers demonstrate their commitment to our stewardship through common share ownership.

We have established an equity ownership policy that non-management directors must have an equity ownership interest in our common shares within six months of joining our board of at least three times their annual board retainer. Following the phase-in period, directors are expected to be in continuous compliance with these guidelines. In the event that an individual who has achieved the target ownership level subsequently falls below such target ownership level due solely to a decline in the market price of our common shares, such individual will be considered to be in compliance with the ownership guidelines as long as the adjusted cost base of his or her common shares exceeds the target ownership level.

In 2016, following a review of our executive compensation governance practices; we amended our equity ownership policy to include our Chief Executive Officer, Chief Financial Officer and all of our Vice Presidents, although our Chief Executive Officer has always had ownership requirements under his employment contract.

The policy requires our CEO to maintain an equity ownership interest in our common shares equal to at least three times his annual base salary within five years from the later of the commencement of employment or December 31, 2015. Our other officers are required to maintain an equity ownership interest in our common shares equal to at least two times their annual base salary within five years from the later of the commencement of employment or December 31, 2015. Officers are expected to work towards this goal and will be required to meet one-fifth of this requirement cumulatively for each year of the phase-in period. Following the phase-in period, these officers are expected to be in continuous compliance with these guidelines. In the event that an individual who has achieved the target ownership level subsequently falls below such target ownership level due solely to a decline in the market price of our common shares, such individual will be considered to be in compliance with the ownership guidelines as long as the adjusted cost base of his or her common shares exceeds the target ownership level.

The following table sets out the total ownership level of our named executive officers and each of our non-management directors as at March 20, 2020, relative to our equity ownership policy:

Name	Amount of Annual Salary/Retainer (\$)	Ownership Value Guideline (\$)	Ownership Value (\$)⁽¹⁾	Guideline Met (Y) or Not Met (N)⁽²⁾⁽³⁾
Named Executive Officers:				
Jonathan Wright	455,000	1,365,000	236,330	Y
Ross Andreachuk	270,100	540,200	36,640	N
Michael Lawford	302,106	604,212	52,431	Y
Kevin Asman	242,500	485,000	45,084	Y
Ryan Paulgaard	238,560	477,120	32,854	Y
Directors:				
Keith A. MacPhail	55,000	165,000	835,574	Y
Ronald J. Eckhardt	55,000	165,000	52,243	Y
Pentti O. Karkkainen	55,000	165,000	49,500	Y
Ronald J. Poelzer	55,000	165,000	1,947,421	Y
Brian G. Shaw	55,000	165,000	32,769	Y
Sheldon B. Steeves	55,000	165,000	8,458	Y
Deborah S. Stein	55,000	165,000	10,794	Y
Grant A. Zawalsky	55,000	165,000	69,932	Y

Notes:

- (1) Based on the closing price of the common shares on the Toronto Stock Exchange on March 20, 2020 (being \$0.33).
- (2) For the purposes of compliance with the policy, the value of holdings is based on the higher of average cost base or the current market price. As a result, the value presented may be less than the required multiple although the guideline has been met.
- (3) Officers that do not meet the ownership guideline have until December 31, 2020, to meet the ownership guideline.

DIRECTORS' AND OFFICERS' LIABILITY INSURANCE

We have directors' and officers' liability insurance with an annual aggregate limit of \$80 million. The premium expensed in the fiscal year ended December 31, 2019, for the liability insurance was \$182,000. The program carries a deductible of \$250,000 which would be our responsibility.

In addition, we have entered into indemnity agreements with each of our directors and officers pursuant to which we have agreed to indemnify such directors and officers from liability arising in connection with the performance of their duties. Such indemnity agreements conform to the provisions of the *Business Corporations Act* (Alberta).

INDEBTEDNESS OF DIRECTORS AND EXECUTIVE OFFICERS

At no time during the most recently completed fiscal period was there any indebtedness of any executive officer, director, employee or any former executive officer, director or employee, or any associate of any of the foregoing to us or to any other entity which is, or at any time since the beginning of the most recently completed financial period, has been the subject of a guarantee, support agreement, letter of credit or other similar arrangement or understanding provided by us.

INTEREST OF INFORMED PERSONS IN MATERIAL TRANSACTIONS

Except as disclosed herein or as set forth below, there were no material interests, direct or indirect, of our insiders, proposed nominees for election as directors, or any associate or affiliate of such insiders or nominees since January 1, 2019, or in any proposed transaction, which has affected or would materially affect us or any of our subsidiaries.

INTEREST OF CERTAIN PERSONS AND COMPANIES IN MATTERS TO BE ACTED UPON

Our management is not aware of any material interest, direct or indirect, by way of beneficial ownership of securities or otherwise, of any director or executive officer or anyone who has held office as such since the beginning of our last financial year, any proposed nominee for election as a director, or of any associate or affiliate of any of the foregoing in any matter to be acted on at the meeting, save as is disclosed herein.

ADDITIONAL INFORMATION

Upon request, we will provide securityholders with a copy of our 2019 annual financial statements and associated management's discussion and analysis of financial condition and results of operations, as well as a copy of our annual information form, subsequent interim financial statements and management's discussion and analysis and this information circular - proxy statement.

Copies of these documents may be obtained on request without charge from our Vice President, Finance and Chief Financial Officer at 2500, 525 – 8th Avenue S.W., Calgary, Alberta, T2P 1G1; telephone (403) 538-8500 or by accessing the disclosure documents available under our profile on the SEDAR website at www.sedar.com.

OTHER MATTERS

Our management knows of no amendment, variation or other matter to come before the meeting other than the matters referred to in the notice of annual and special meeting. However, if any other matter properly comes before the meeting, the accompanying proxy will be voted on such matter in accordance with the best judgement of the person voting the proxy.

The contents and the sending of this information circular - proxy statement have been approved by our directors.

Dated: March 20, 2020

SCHEDULE A

BOARD OF DIRECTORS MANDATE

The Board of Directors (the "**Board**") of NuVista Energy Ltd. ("**NuVista**") is responsible for the stewardship of NuVista, its subsidiaries, partnerships and other controlled entities. In discharging its responsibility, the Board will exercise the care, diligence and skill that a reasonably prudent person would exercise in comparable circumstances and will act honestly and in good faith with a view to the best interests of NuVista. In general terms, the Board will:

- In consultation with the CEO, define the principal objectives of NuVista.
- Supervise the management of the business and affairs of NuVista with the goal of achieving NuVista's principal objectives as defined by the Board.
- Discharge the duties imposed on the Board by applicable laws.
- For the purpose of carrying out the foregoing responsibilities, take all such actions as the Board deems necessary or appropriate.

Without limiting the generality of the foregoing, the Board will perform the following duties:

Strategic Direction and Capital and Financial Plans

- Require the CEO to present annually to the Board a longer range strategic plan and a shorter range business plan for NuVista's business, which plans must:
 - be designed to achieve NuVista's principal objectives;
 - identify the principal strategic and operational opportunities and risks of NuVista's business; and
 - be approved by the Board as a pre-condition to the implementation of such plans.
- Review progress towards the achievement of the goals established in the strategic, operating and capital plans.
- Identify the principal risks of NuVista's business and take all reasonable steps to ensure the implementation of the appropriate systems to manage these risks.
- Approve the annual operating and capital plans.
- Approve acquisitions and dispositions which require approval pursuant to expenditure limits established by the Board.
- Approve the establishment of credit facilities.
- Approve issuances of common shares or other instruments to the public.

Monitoring and Acting

- Monitor NuVista's progress towards achieving its goals, and revise and alter its direction through management in light of changing circumstances.
- Monitor overall human resources policies and procedures, including compensation and succession planning.
- Approve the dividend policy of NuVista.
- Appoint the CEO and determine the terms of the CEO's employment with NuVista.
- Ensure systems are in place for the implementation and integrity of NuVista's internal control and management information systems.
- In consultation with the CEO, develop a position description for the CEO.
- Evaluate the performance of the CEO at least annually.
- In consultation with the CEO, establish the limits of management's authority and responsibility in conducting NuVista's business.
- In consultation with the CEO, appoint all officers of NuVista and approve the terms of each officer's employment with NuVista.
- Develop a system under which succession to senior management positions will occur in a timely manner.
- Approve any proposed significant change in the management organization structure of NuVista.
- Approve all NuVista-sponsored retirement plans for officers and employees of NuVista.
- In consultation with the CEO, establish a disclosure policy for NuVista.
- Generally provide advice and guidance to management.
- Approve all matters relating to a takeover bid for the securities of NuVista.

Finances and Controls

- Review NuVista's systems to manage the risks of NuVista's business and, with the assistance of management, NuVista's auditors and others (as required), evaluate the appropriateness of such systems.
- Monitor the appropriateness of NuVista's capital structure.
- Ensure that the financial performance of NuVista is properly reported to shareholders, other security holders and regulators on a timely and regular basis.

- In consultation with the CEO, establish the ethical standards to be observed by all officers and employees of NuVista and use reasonable efforts to ensure that a process is in place to monitor compliance with those standards.
- Require that the CEO institute and monitor processes and systems designed to ensure compliance with applicable laws by NuVista and its officers and employees.
- Require that the CEO institute, and maintain the integrity of, internal control and information systems, including maintenance of all required records and documentation.
- Approve material contracts to be entered into by NuVista.
- Recommend to shareholders of NuVista a firm of chartered accountants to be appointed as NuVista's auditors.
- Ensure NuVista's oil and gas reserves report fairly represents the quantity and value of corporate reserves in accordance with generally accepted engineering principles and applicable securities laws.
- Take reasonable actions to gain reasonable assurance that all financial information made public by NuVista (including NuVista's annual and quarterly financial statements) is accurate and complete and represents fairly NuVista's financial position and performance.

Governance

- In consultation with the Chair of the Board, develop a position description for the Chair.
- Select nominees for election to the Board.
- Facilitate the continuity, effectiveness and independence of the Board by, amongst other things:
 - appointing a Chair of the Board;
 - appointing from amongst the directors an audit committee and such other committees of the Board as the Board deems appropriate;
 - defining the mandate of each committee of the Board;
 - ensuring that processes are in place and are utilized to assess the effectiveness of the Chair of the Board, the Board as a whole, each committee of the Board and each director; and
 - establishing a system to enable any director to engage an outside adviser at the expense of NuVista.
- Review annually the composition of the Board and its committees and assess directors' performance on an ongoing basis, and propose new members to the Board.
- Review annually the adequacy and form of the compensation of directors.

Delegation

- The Board may delegate its duties to, and receive reports and recommendations from, any committee of the Board.

Composition

- The Board should be composed of at least five individuals elected by the shareholders at the annual meeting.
- A majority of Board members should be independent directors (within the meaning of National Instrument 58-101) and free from any business or other relationship that could impair the exercise of independent judgment.
- Members should have or obtain sufficient knowledge of NuVista and the oil and gas business to assist in providing advice and counsel on relevant issues.
- Board members should offer their resignation from the Board to the Chair of the Governance and Nominating Committee following:
 - change in personal circumstances which would reasonably interfere with the ability to serve as a director; and
 - change in personal circumstances which would reasonably reflect poorly on NuVista (for example, finding by a Court of fraud, or conviction under Criminal Code or securities legislation).

Meetings

- The Board shall meet at least four times per year and/or as deemed appropriate by the Chair.
- The Board shall meet at the end of its regular quarterly meetings without members of management being present.
- Minutes of each meeting shall be prepared.
- The CEO and CFO shall be available to attend all meetings of the Board upon invitation by the Board.
- Vice-Presidents and such other staff as appropriate to provide information to the Board shall attend meetings at the invitation of the Board.

Authority

- The Board shall have the authority to review any corporate report or material and to investigate activity of NuVista and to request any employees to cooperate as requested by the Board.

- The Board may retain persons having special expertise and/or obtain independent professional advice to assist in fulfilling its responsibilities at the expense of NuVista.

Approved by the Board: March 3, 2020

TSX: NVA

NUVISTA ENERGY LTD.

2500, 525 8TH AVENUE S.W.

CALGARY, ALBERTA

T2P 1G1

www.nuvistaenergy.com